



# 2004 Sun Devil Baseball

ASU Media Relations  
(P) 480-965-6594  
(F) 480-965-5408  
Baseball Contact: Jeff Evans  
E-Mail: Jeff.Evans@asu.edu  
Website: www.TheSunDevils.com

2004 Record: 17-3, 0-0 Pac-10  
2004 Home Record: 13-1  
2004 Road/Neutral Record: 4-2  
2004 vs. Ranked Opponents: 10-1  
ASU All-Time Record: 2,334-1,139-6  
Head Coach: Pat Murphy (377-181-1)

## 2004 Schedule and Results

(17-3, 0-0 Pac-10)

DATE	OPPONENT	RESULT/TIME
2/6	Florida State (#18)	W, 2-1
2/7	Florida State (#18)	W, 10-9
2/8	Florida State (#18)	W, 12-6
2/13	CS Northridge^	W, 13-3
2/14	Utah^	W, 11-0
2/15	Oklahoma^	L, 0-6
2/16	Gonzaga	W, 10-7
2/20	Lamar#	L, 4-5
2/21	Memphis#	W, 7-0
2/22	Rice# (#1)	W, 3-1
2/24	Arizona (#16)	W, 4-0
2/27	UConn	W, 18-2
2/28	UConn	W, 16-5
2/29	UConn	W, 18-11
3/5	East Carolina (#18)	W, 7-6
3/6	East Carolina (#18)	W, 6-5
3/7	East Carolina (#18)	W, 7-5
3/12	Tulane (#11)	L, 3-5
3/13	Tulane (#11)	W, 11-3
3/14	Tulane (#11)	W, 5-1
3/16	Oklahoma State	7 p.m.
3/17	Oklahoma State	7 p.m.
3/19	California*	7 p.m.
3/20	California*	1 p.m.
3/21	California	1 p.m.
3/26	Washington*	7 p.m.
3/27	Washington*	1 p.m.
3/28	Washington*	1 p.m.
4/2	USC*	7 p.m.
4/3	USC*	1 p.m.
4/4	USC*	1 p.m.
4/8	Oral Roberts (#28)	7 p.m.
4/9	Oral Roberts (#28)	7 p.m.
4/10	Oral Roberts (#28)	1 p.m.
4/12	Arizona	7 p.m.
4/16	at UCLA*	6 p.m.
4/17	at UCLA*	1 p.m.
4/18	at UCLA*	1 p.m.
4/23	at Washington State*	3 p.m.
4/24	at Washington State*	1 p.m.
4/25	at Washington State*	12 p.m.
4/27	at Wichita State	7 p.m.
4/28	at Wichita State	7 p.m.
5/3	New Mexico State	7 p.m.
5/4	New Mexico State	7 p.m.
5/14	Oregon State*	7 p.m.
5/15	Oregon State*	7 p.m.
5/16	Oregon State*	1 p.m.
5/18	at New Mexico	7 p.m.
5/19	at New Mexico State	6 p.m.
5/21	at Arizona*	7 p.m.
5/22	at Arizona*	7 p.m.
5/23	at Arizona*	1 p.m.
5/28	at Stanford*	6 p.m.
5/29	at Stanford*	1 p.m.
5/30	at Stanford*	1 p.m.

\* Pac-10 Game,

^ Coca-Cola Classic (Surprise, Ariz.)

# Coca-Cola Rice Baseball Classic (Houston, Texas)

Sports Weekly/ESPN #6	Baseball America #8
Collegiate Baseball #5	NCBWA #7

## No. 5 Arizona State Sun Devil Baseball Prepares For Conference Opener With Pair of Midweek Games Against Oklahoma State.

### Game 21-22



### Arizona State Sun Devils (17-3, 0-0 Pac-10)

#5 Collegiate Baseball; #6 Sports Weekly/ESPN; #7 NCBWA, #8 Baseball America

### vs. Oklahoma State Cowboys (12-5, 0-0 Big 12)

#33 NCBWA

Home 15-16



Tempe, Ariz. • Bobby Winkles Field at Packard Stadium • Mar. 16-17, 2004

### PROBABLE PITCHERS

#### Mar. 16 vs. Oklahoma State, 7 p.m. MST

OSU - Daniel Rew, RHP (3-0, 0.90 ERA)

ASU - Pat Cassa, LHP (1-1, 3.80 ERA)

#### Mar. 17 vs. Oklahoma State, 7 p.m. MST

OSU - Spencer Grogan, LHP (4-0, 2.88 ERA)

ASU - Zechry Zinicola, RHP (1-1, 3.60 ERA)

### ASU vs. OKLAHOMA STATE

All-Time Record vs. Oklahoma State: ..... 10-7

In Tempe: ..... 4-3

Neutral Site: ..... 2-1

In Omaha (CWs): ..... 4-3

Last Game vs. OSU: ..... 7-3 (Feb. 15, 2003)

### NATIONAL RANKINGS

Arizona State (17-3) enters the midweek series with Oklahoma State as a consensus top 10 team in the nation in all four national polls. ASU ranks as high as No. 5 by *Collegiate Baseball* and No. 6 by *Sports Weekly/ESPN*. The Devils also moved up two spots to No. 8 by *Baseball America* and remained No. 7 by NCBWA. The **Sun Devils** have now been ranked in the national polls for 85 consecutive polls. Oklahoma State (12-5) is ranked No. 33 by NCBWA and was the preseason No. 37 selection by *Baseball America*.

### MEDIA EXPOSURE

Wednesday's 7 p.m. game against Oklahoma State will be broadcast live on the radio (1060 AM) and over the internet. All three games of the California series will also be broadcast with Tim Healey and Bob Eger calling all the action from Packard Stadium. Every game during the 2004 season will also have the statistical GameTracker on [www.TheSunDevils.com](http://www.TheSunDevils.com)

### DID YOU KNOW?

ASU improved to 10-1 against ranked opponents this year by winning two of three from No. 11 Tulane last weekend... Jason Urquidez is off to a 6-0, 1.77 ERA start to his ASU career... Dustin Pedroia ranks fifth in the ASU career record books with 59 doubles... Travis Buck became the first Sun Devil since 1984 to earn back-to-back Pac-10 Player of the Week awards (Oddibe McDowell).

### STAT OF THE WEEK

Travis Buck became the first Sun Devil since Mitch Jones in 2000 to record a home run in five straight games. Buck had his streak ended in Saturday's 11-3 win over Tulane. He leads the team with six HR and 31 RBI.

### What's On Tap:

The Sun Devil Baseball team (17-3) continues their 25-game homestand this week with a busy schedule of five games in six days. The Devils start the slate with a pair of non-conference tilts against Oklahoma State (12-5) on Tuesday (7 p.m.) and Wednesday (7 p.m.) at Packard Stadium. After 20 games the Devils have 17 wins and are off to the second best start during the Pat Murphy era (1995-P). ASU's only better start was when they went 28-1 to begin the 2003 campaign. ASU is coming off a solid series win over No. 11 Tulane and are 10-1 against ranked opponents. ASU opens their 27th season of Pac-10 play this weekend with a three-game series against California.

### Recapping The Tulane Series:

The Devils earned a key series win over the No. 11 Tulane Green Wave last weekend in impressive fashion to improve to 17-3 overall and 10-1 against ranked opponents. ASU bounced back from a tough 5-3 loss in the opener to take the next two games by decisive scores of 11-3 and 5-1. After losing Friday's opener the Devils won or tied the next 18 innings of baseball. Junior shortstop Dustin Pedroia ended an 0-for-10 slump by going 6-for-8 with six RBI in the last two games. Junior starting pitcher Jason Urquidez (6-0) and sophomore reliever Erik Averill (2-0) picked up the wins as the pitching staff tamed the Green Wave for a 2.33 ERA in the series.

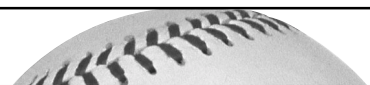
### Quick Hits:

- Junior shortstop Dustin Pedroia has hits in 17 of ASU's 120 games and is hitting .439 with 12 2B, 4 HR and 22 RBI.
- Freshman relief pitcher Pat Bresnehan is 2-0 with four saves and 22 strikeouts in his last six appearances (17 IP).
- Jason Urquidez leads the team with a 6-0 record and a 1.77 ERA in his six starts. He has 33 K's in 35.2 IP.
- ASU picked up its 2,000th all-time varsity (1959-P) victory with Saturday's 11-3 win over Tulane.
- Travis Buck became the first Pac-10 player to earn back-to-back Player of the Week honors since 1998.
- Travis Buck leads the team in two of the three Triple Crown categories with six home runs and 31 RBI.
- The Devils have been ranked in 85 consecutive national polls dating back to the start of 2000.
- ASU features three freshmen (Curtis, Bresnehan, Zinicola) that are among *Baseball America's* top 50 freshmen.
- Sophomore LHP Brett Bordes is 1-0 with a 5.54 ERA and has 21 strikeouts in just 13.0 IP (14.54 K/9.0 IP).



ARIZONA STATE UNIVERSITY

# Sun Devil Baseball 2004



## 2004 National Polls

### Baseball America (3/15)

1. Stanford	15-3
2. Texas	23-2
3. South Carolina	17-0
4. Louisiana State	15-2
5. Rice	14-4
6. Miami	15-3
7. Auburn	16-2
8. Arizona State	17-3
9. Texas A&M	18-2
10. Long Beach State	13-5
11. Mississippi	14-1
12. Notre Dame	12-1
13. Wichita State	6-0
14. Tulane	12-5
15. Florida Atlantic	18-2
16. Florida	18-3
17. Arizona	11-7
18. East Carolina	16-3
19. Virginia	17-2
20. Florida State	16-5
21. Southern Mississippi	14-2
22. Vanderbilt	13-2
23. UC Irvine	14-5
24. Mississippi State	10-2
25. Nebraska	8-4

### Sports Weekly/ESPN (3/15)

1. Texas	23-2
2. Stanford	15-3
3. Rice	14-4
4. South Carolina	17-0
5. LSU	15-2
6. Arizona State	17-3
7. Miami (Fla.)	15-3
8. Auburn	16-2
9. Notre Dame	12-1
10. Long Beach State	13-5
11. Wichita State	6-0
12. Texas A&M	18-2
13. Mississippi	14-1
14. Florida Atlantic	18-2
15. Florida	18-3
16. Tulane	12-5
17. N.C. State	14-3
18. Florida State	16-5
19. Southern Miss.	14-2
20. Virginia	17-2
21. Nebraska	8-4
22. East Carolina	16-3
23. Arizona	11-7-1
23. Mississippi State	10-2
23. Oklahoma	11-6

### Collegiate Baseball (3/15)

1. LSU	15-2
2. Stanford	15-3
3. Texas	23-2
4. South Carolina	17-0
5. Arizona State	17-3
6. Miami, Fla.	15-3
7. Rice	14-4
8. Notre Dame	12-1
9. Wichita State	6-0
10. Auburn	16-2
11. Mississippi	14-1
12. Florida	18-3
13. Texas A&M	18-2
14. Florida Atlantic	18-2
15. Long Beach State	13-5
16. Florida State	16-5
17. Tulane	12-5
18. North Carolina State	14-3
19. Tennessee	16-2
20. Virginia	17-2
21. Mississippi State	10-2
22. UC Irvine	14-5-1
23. Nebraska	8-4
24. East Carolina	16-3
25. North Carolina	12-4

### Poll Mechanics:

Arizona State (17-3) remained the same in all three major college polls after going 2-1 to earn a series win over No. 11 Tulane. The Devils are ranked No. 5 in the recent *Collegiate Baseball* poll, No. 8 by *Baseball America* and No. 6 by *ESPN/Sports Weekly*. With a 10-1 record against ranked opponents, ASU is in its third week as a consensus top 10 team. The Devils have now been ranked for 85 consecutive weeks dating back to the start of the 2000 season. ASU entered the 2004 season ranked in all four of the national preseason polls (#7 CB, #10 SW, #11 NCBWA, #18 BA). ASU finished the 2003 season with a 54-14 record and earned a consensus top 10 ranking in all four national polls.

### Preseason All-Americans:

Sun Devil juniors Dustin Pedroia and Jeff Larish earned preseason All-America honors from every publication. Pedroia earned first-team honors from the NCBWA, Collegiate Baseball, CollegeBaseballInsider.com, and was a third-team pick by Baseball America. He was also selected as the preseason pick for Pac-10 Player of the Year by Baseball America. Larish, who moves to the outfield for the 2004 season, was a first-team pick by Collegiate Baseball, Baseball America, CollegeBaseballInsider.com, and was a second-team pick by the NCBWA. Larish was also selected as the preseason College Baseball Player of the Year by Street & Smith's.

### Travis Buck Continues Torrid Streak:

Sophomore right fielder Travis Buck could be the hottest hitter in college baseball. Buck is hitting .581 (18-for-31) over his last nine games with 11 runs scored, five doubles, five home runs, 21 RBI and a 1.226 slugging percentage. He had a stretch of hitting a home run in five straight games and earned back-to-back Pac-10 Player of the Week honors. During his torrid stretch he has raised his season batting average 140 points from .278 on Feb. 24 to its current team-leading mark of .418 (28-for-67). Buck leads the team in two of the three Triple Crown categories with six home runs and 31 RBI. He also has three outfield assists and is 5-for-5 stealing bases. He was named Pac-10 Player of the Week and the *Collegiate Baseball/Louisville Slugger* National Player of the Week after going 10-for-12 (.833) with 13 RBI in the three-game series against UConn (2/27-29).

### Buck Repeats As Pac-10 Player of the Week:

After going 5-for-10 with home runs in all three games against East Carolina, Travis Buck earned his second consecutive Pac-10 Player of the Week award. With his third career Pac-10 POW award, he became the 16th conference player and first since 1998 to repeat since Cal's Xavier Nady earned the award in consecutive weeks in 1998 (Apr. 27, May 4). He is the first Sun Devil since Oddibe McDowell in 1984 to earn back-to-back conference honors.

### Five Times The Fun:

Travis Buck had a recent string of hitting a home run in five straight games dating back to the Sunday victory over Connecticut (2/29). He is the first Sun Devil to hit homers in five straight since single-season home run record holder Mitch Jones cleared the fences in five straight games during that save 2000 season against Florida State (2/6), Duke (2/11-13) and LSU (2/18).

### Bresnehan Inching Towards Freshman Saves Record:

Only 20 games into his ASU career, freshman Pat Bresnehan is on the fast track to demolish the ASU freshman record for saves in a season. Through 20 games, Bresnehan already has four saves to rank tied for third in the record books with Larry Eiler (1976). The hard-throwing right-hander has been especially hot with two wins and four saves in his last six games.

## 2004 ARIZONA STATE BASEBALL PROJECTED STARTING LINEUP

Arizona State Sun Devils (17-3 Overall, 0-0 Pac-10)

Batting Order	No.	Name (B/T)	Pos	Ht	Wt	Yr	Notes/Key Stats
1	2	Dustin Pedroia (R/R)	SS	5-8	180	Jr.	Hitting .439 with 12 2B, 4 HR and 10 multi-hit games.
2	20	Nick Walsh (L/R)	2B	5-7	176	Sr.	Clutch hitter who is 6-for-15 (.400) in last five games.
3	4	Travis Buck (L/R)	RF	6-3	210	So.	Leads team with 6 HR and 31 RBI. Hitting .418.
4	11	Jeff Larish (L/R)	LF	6-2	195	Jr.	Trying to find his groove, but has 2 HR and 20 RBI.
5	39	Tuffy Gosewisch (R/R)	C	5-10	185	Jr.	Johnny Bench Candidate hitting .343 with HR and 12 RBI.
6	9	Colin Curtis (L/L)	CF	6-0	190	Fr.	Freshman AA candidate hitting .333 with 4 HR.
7	10	Joe Persichina (L/R)	1B	6-0	180	Fr.	Streaky hitter who is batting .302 with 1 HR and 8 RBI.
or	32	Chris Cook (R/R)	1B	6-5	215	Jr.	Solid bat hitting .364 (8-for-22) with HR and 6 RBI.
8	37	Zechry Zinicola (R/R)	DH	6-1	205	Fr.	Hit GW HR in 8th against ECU. Hitting .228 with 2 HR.
or	16	Nick Cadena (R/R)	DH	6-1	200	So.	Power to all fields. Hitting .276 (8-for-29)
or	19	Joel Bocchi (R/R)	DH	5-11	190	Jr.	Backup catcher who is batting .241 (7-for-29)
9	6	Seth Dhaenens (L/R)	3B	6-1	175	Fr.	A walk machine with 13 in 42 plate appearances.
or	15	Josh Asanovich (R/R)	2B	6-0	190	Jr.	5-for-10 (.500) with five RBI in last six games.

### Probable Pitching Rotation:

Day	No.	Name	Pos	Ht	Wt	Yr	Notes/Key Stats
3/16	26	Pat Cassa	LHP	5-10	165	Fr.	Crafty lefty who is 1-1 with 1 save and 3.80 ERA.
3/17	37	Zechry Zinicola	RHP	6-1	205	Fr.	Possible for weekend rotation. 1-1 with 1 SV, 3.60 ERA.
3/19	35	Jeff Mousser	RHP	6-2	215	Sr.	Senior transfer from BYU. 1-1 with 3.06 ERA in 6 starts.
3/20	34	Jason Urquidez	RHP	6-1	165	Jr.	Perfect as a Devil at 6-0, 1.77 ERA. Beat No. 1 Rice!
Rel	45	Erik Averil	LHP	6-2	190	So.	Veteran pitcher. 2-0 with 3.70 ERA in nine games.
Rel	40	Pat Bresnehan	RHP	6-1	205	Fr.	Leads bullpen at 2-0 with four saves and 1.50 ERA.
S/R	49	Brett Bordes	LHP	5-10	175	So.	Has 16 K's in last 10.1 IP. Overall 1-0 with 5.54 ERA.

\*Rotation/Starting Lineup Subject to Change



# Sun Devil Baseball 2004

## Pedroia Off To Another Torrid Start:

Junior shortstop Dustin Pedroia is off to a solid start leading the team hitting .439 (36-for-82) with 32 runs scored, 12 doubles, four home runs and 22 RBI. He has hits in 17 of ASU's 20 games, including 10 multi-hit affairs and four games with two or more doubles. Pedroia earned his second career Pac-10 Player of the Week award after hitting .688 during a four-game stretch against Gonzaga, Lamar, Memphis and Rice. He is coming off another solid weekend, going 6-for-11 (.545) with six RBI in the three-game series against Tulane. He recently ended an 0-for-10 slump by going 6-for-8 in the last two games of the series against the Green Wave, including a career-high five RBI while going 4-for-4 in Saturday's 11-3 victory. As a sophomore, Pedroia hit .404 (120-for-297) and was named the Pac-10 Co-Player of the Year. He led the NCAA with 34 doubles, setting the ASU and Pac-10 single-season record and tied for third all-time in the NCAA record books. With 12 doubles, he now has 59 in his career, ranking fifth in the ASU career record books. A career .387 (238-for-615) hitter, Pedroia ranks seventh in the ASU career record books. He has played and started all 146 games of his Sun Devil career and has recorded at least one hit in 124 games (85%). Additionally, the 2003 *Collegiate Baseball* Defensive Player of the Year has made only 17 errors in 628 total chances in the field for a career .973 FLD%. He was a two-year starter for the USA Baseball National Team and was named to the all-tournament team in the 2003 Pan American Games in Santo Domingo, Dominican Republic.

## Urquidez Named To Clemens Award Watch List:

Arizona State starting pitcher Jason Urquidez is part of a list of 40 hurlers who are included in the first Roger Clemens Award Watch List. The list is comprised of all Division I pitchers who were named as pre-season All-Americans by either Baseball America or Collegiate Baseball, in addition to those pitchers who have been honored so far this season as National Pitchers of the Week. Urquidez earned national POW honors from *Collegiate Baseball*, NCBWA, Sports Weekly and CollegeBaseballInsider.com. He was also named the Pac-10 Pitcher of the Week after his complete-game three-hitter against No. 1 and defending national champion Rice Owls at Reckling Park in Houston last weekend. A junior college transfer from Central Arizona College, Urquidez is off to a perfect 6-0 start with a 1.77 ERA. He has 33 strikeouts in 35.2 IP and opposing hitters are batting only .194 off him. In its inaugural year, The Roger Clemens Award will be presented to the nation's top college pitcher at the conclusion of a gala dinner in Houston on July 15.

## A Perfect Start For Urquidez:

Junior starting pitcher Jason Urquidez is perfect in a Sun Devil uniform. The right-hander has won each of his six starts to build a 6-0 record with a 1.77 ERA. He is the first Sun Devil since 2001 to win the first five appearances in a Sun Devil uniform since Andy Torres started 5-0 in 2001. Torres had four wins in starts and one win out of the bullpen to start his only year at ASU. The current Toronto Blue Jays minor leaguer finished the year 13-4 with a 4.30 ERA.

## Tuff Behind the Plate:

Junior catcher Tuffy Gosewisch is the epitome of his named behind the dish... tough. In his second year as a full-time starter, Gosewisch has taken ASU's young pitching staff by the reigns to help lead the Devils to success with a 17-3 record and 3.32 ERA. Additionally, he is to a great start at the plate, hitting .343 (24-for-70) with 14 runs, six doubles, one home run and 12 RBI. He has recorded at least one hit in 15 of ASU's 120 games, including going 7-for-21 (.333) over his last six games. The Johnny Bench Catcher of the Year candidate has thrown out eight of 18 attempted base stealers and has not recorded a passed ball this season.

## Victory No. 2,000 In The Books:

With the 11-3 victory on Saturday over No. 11 Tulane, ASU recorded its 2,000th for the program since officially adopting the program as a varsity sport in 1959. Baseball has been played at ASU since 1907, but was not officially recognized as a varsity program until Bobby Winkles took over the program in 1959. The Devils have an all-time varsity record of 2,001-794-1 and is sixth in the NCAA with an all-time 2,334-1,139-6 record dating back to 1907.

## Pedroia And Buck Lead It Off:

Dustin Pedroia and Travis Buck have hit No. 1 and No. 2 in the lineup in 16 of ASU's 20 games this year and have been the catalyst behind ASU's quick starts. The Devils have scored in the first inning in 11 of those games for 30 total runs. Pedroia and Buck have reached base in successive order in their first at-bats in 10 of those 16 games, including both getting hits in five games. Against FSU (2/8) and Cal State Northridge (2/13), Buck and Pedroia each led off the game hitting doubles to plate a run each time. Pedroia has a knack for getting on base while leading off a game (11 of 20), while Buck has reached base in 16 of his 20 first at-bats (9 hits, 2 HR).

## Hitting Streaks:

Four Sun Devils are currently riding hitting streaks of two or more games heading into the midweek series against Oklahoma State. Junior shortstop Dustin Pedroia recently had his team-high 10-game hitting streak snapped going 0-for-5 against ECU (3/7). Pedroia hit .475 (19-for-40) during his streak. Here is a look at the streaking Devils:

Player	Current Streak	Statistics During Streak
Dustin Pedroia	2 Games	.750, 6-for-8, 4 R, 2 B, 1 HR, 6 RBI
Colin Curtis	2 Games	.429, 3-for-7, 2 R, 2 BB
Tuffy Gosewisch	2 Games	.375, 3-for-8, 1 R, 1 B, 1 RBI
Seth Dhaenens	2 Games	.250, 2-for-8, 3 R

## ASU HEAD COACH

## Pat Murphy



Since inheriting the Sun Devil program in August of 1994, Arizona State Baseball Head Coach Pat Murphy has carefully nurtured the tradition of excellence in Tempe, at the same time establishing himself as one of the top collegiate head coaches in the nation. He has guided Arizona State to top-12 national rankings in four of the past seven seasons, including an appearance in the 1998 College World Series national championship game. Murphy has combined to go 377-181-1 in his 10 seasons in Tempe and posts an all-time 28-20 record in NCAA Tournament action. He has a career 750-352-4 record in 19 seasons as a head coach. Murphy recorded his 600th career Division 1 victory in 2002 and recorded his 700th career coaching victory (all levels) with a 14-8 come-from-behind win over No. 11 Notre Dame (2/23/03). ASU has been in 85 straight national polls under Murphy. The Sun Devils also set an NCAA record scoring in 506 straight games.

## Month by Month at ASU:

January	40-4
February	100-34
March	93-60-1
April	86-49
May	54-30
June	4-5

## Pat Murphy at ASU

Record at ASU	377-181-1
Pac-10	135-104
Non-Conference	239-77-1
NCAA Tournament	19-12

Opening Day Record	9-1 (16-1 overall)
Earliest Start	Jan. 15, 1999 (Utah)
Latest Start	Feb. 6, 2004 (Florida State)

## Pat Murphy Year-by-Year

**Career Record:** 750-352-4/19th season  
**Division I Record:** 695-297-2/17th season  
**Arizona State Record:** 377-181-1/10th season

Year	School	Overall
2004	Arizona State	17-3
2003	Arizona State	54-14
2002	Arizona State	37-21
2001	Arizona State	37-20-1
2000	Arizona State	44-15
1999	Arizona State	39-21
1998	Arizona State	41-23
1997	Arizona State	39-22
1996	Arizona State	35-21
1995	Arizona State	34-21
1994	Notre Dame	46-16
1993	Notre Dame	46-16
1992	Notre Dame	48-15
1991	Notre Dame	45-16
1990	Notre Dame	46-12
1989	Notre Dame	48-19-1
1988	Notre Dame	39-22
1987	Claremont-Mudd Scripps	21-18-1
1986	Claremont-Mudd Scripps	24-16
1983	Maryville (Tenn.)	10-21-1





# Sun Devil Baseball 2004

## The Pedroia Record Watch

### Career Batting Average:

1. Kevin Romine (1981-82)	408
2. Hubie Brooks (1977-78)	396
3. Willie Bloomquist (1997-99)	394
4. Mike Sodders (1980-81)	389
5. Dan McKinley (1995-97)	389
6. Chris Bando (1975-78)	388
7. <b>Dustin Pedroia (2002-P)</b>	<b>387</b>
8. Bob Horner (1976-78)	384
9. Casey Myers (1998-2001)	384
10. Roger Schmuck (1970-71)	381
11. Oddibe McDowell (1983-84)	380

### Career Doubles:

1. Clay Westlake (1973-76)	88
2. Andrew Beinbrink (1996-99)	75
3. Antone Williamson (1992-94)	70
4. Casey Myers (1998-2000)	64
5. <b>Dustin Pedroia (2002-P)</b>	<b>59</b>
6. Dan Rumsey (1986-89)	58
7. Jeff Phelps (1998-2001)	57
8. Mikel Moreno (1995-98)	56
9. Gary Allenson (1973-76)	55
10. Alvin Davis (1979-82)	51

### Single-Season Doubles:

1. <b>Dustin Pedroia, 2003</b>	<b>34</b>
2. Chris Bando, 1978	30
3. Antone Williamson, 1993	29
4. Steve Willis, 1988	29
5. Clay Westlake, 1976	26

## National/Pac-10 Awards

### Pac-10 Player of the Week:

Dustin Pedroia	Feb. 24
Travis Buck	Mar. 2
Travis Buck	Mar. 8

### Pac-10 Pitcher of the Week:

Jason Urquidez	Feb. 24
----------------	---------

### National Player of the Week:

Urquidez (Feb. 24)	Collegiate Baseball
Urquidez (Feb. 24)	Sports Weekly
Urquidez (Feb. 25)	NCBWA
Urquidez (Feb. 26)	CBI
Buck (Mar. 1)	Collegiate Baseball
Buck (Mar. 3)	CBI (West Region)

### Clemens Award Watch List:

Jason Urquidez

## The .400 Club

Player	Avg.	Year
Paul Lo Duca	.446	1993
Mark Emster	.439	1999
Roger Schmuck	.434	1971
Hubie Brooks	.432	1978
Mike Sodders	.424	1981
Dan McKinley	.423	1997
Chris Bando	.415	1978
Willie Bloomquist	.414	1998
Casey Myers	.412	2000
Bob Horner	.412	1978
Kevin Romine	.410	1981
Kevin Romine	.406	1982
Ken Landreaux	.406	1976
Oddibe McDowell	.405	1984
<b>Dustin Pedroia</b>	<b>.404</b>	<b>2003</b>
Andrew Beinbrink	.402	1999

## Lowest Team ERA

(Aluminum Bat Era)

Year	ERA	Record
1975	2.35	61-13
1976	3.26	65-10
2003	3.32	54-14*
1977	3.44	57-12
1990	3.48	52-16
<b>2004</b>	<b>3.49</b>	<b>15-2</b>
1982	3.68	58-15
1989	3.68	42-19
1988	3.86	60-13
1974	3.98	39-24

\*lowest team ERA since ASU joined the Pac-10 in 1979.

## The Series History

### Arizona State vs. Oklahoma State

Date	ASU W/L	Score	Site
6/12/67	W	7-2	Omaha (CWS)
6/5/81	L	10-11 (13)	Omaha (CWS)
6/8/81	W	7-4	Omaha (CWS)
6/8/83	W	6-5	Omaha (CWS)
2/27/84	W	9-5	Tempe
2/28/84	W	4-0	Tempe
2/29/84	W	10-9	Tempe
6/5/84	W	23-12	Omaha (CWS)
5/29/87	L	3-8	Omaha (CWS)
5/27/90	L	9-17	Tempe (NCAA)
5/28/90	L	5-10	Tempe (NCAA)
6/7/93	L	4-5	Omaha (CWS)
2/17/97	L	3-9	Tempe
5/22/98	L	8-13	Wichita (NCAA)
5/23/98	W	13-5	Wichita (NCAA)
3/10/02	W	7-2	Tempe
2/15/03	W	7-3	Surprise

<b>Series Totals:</b>	10-7 (ASU leads)
<b>In Tempe:</b>	4-3 (ASU leads)
<b>Neutral Site:</b>	2-1 (ASU leads)
<b>In Omaha:</b>	4-3 (ASU leads)

### Arizona State Career Stats vs. Oklahoma State Cowboys:

Player	Avg.	G	AB	R	H	RBI	2B	3B	HR	SB
Bocchi	.333	1	3	1	1	0	0	0	0	0
Buck	.500	1	4	1	2	1	1	0	0	1
Cadena	.000	1	0	0	0	1	0	0	0	0
Larish	.000	1	2	1	0	1	0	0	0	0
McKenna	1.000	1	1	1	1	0	0	0	0	1
Mesa	.000	1	3	0	0	1	0	0	0	0
Pedroia	.429	2	7	2	3	3	1	1	0	0
Walsh	.333	1	3	1	1	1	0	0	0	0

Player	ERA	W-L	SV	G	IP	H	R	ER	BB	SO
Bordes	4.50	0-0	0	1	2.0	2	1	1	3	2

### Throwbacks Are Classic:

The Sun Devils unveiled a new 'Throwback' uniform for the 2004 season and it has gotten rave reviews. Originally slated to be the designated Sunday uniform, the Devils have worn the classic threads in 17 of the 20 games this season and gone 15-2. The off-white uniform features a baggier look and an old-school 'Devils' script across the chest. The Devils wear black spikes and high socks to compliment the 'old school' look. ASU is also 2-0 in the all white uniforms and 0-1 in the road gray sleeveless jersey.

### Bresnehan On Fire On The Mound:

Freshman pitcher Pat Bresnehan (Sherborn, Mass.) has been impressive in his last six outings picking up a pair of wins and four saves. The hard-throwing right-hander has recorded 22 strikeouts and allowed only eight hits in his last six appearances. During that stretch of 17.0 innings he has not given up an earned run. He picked up the win with a career high seven strikeouts in five innings against Gonzaga (2/16) and recorded the save against Arizona (2/24) with five strikeouts in three scoreless innings. He also had a pair of saves against No. 18 East Carolina and closed out ASU's series win over No. 11 Tulane with a save (2.0 IP, 1 H, 2 K). For the season, Bresnehan is 3-0 with four saves and leads the team with a 1.50 ERA in nine appearances. He has recorded 23 strikeouts in 18.0 IP and has limited opposing batters to a .158 batting average. He was 23rd round draft pick of the Kansas City Royals out of Dover-Sherborn High School and played for the USA Baseball Junior National Team during his prep career.

### Tough Against Ranked Teams:

The Sun Devils are off to an impressive 17-3 start after the series victory over No. 11 Tulane, but also hold an even more impressive 10-1 record against ranked opponents. ASU is scheduled to play 22 non-conference games before heading into conference play against California (Mar. 19-21) and will have played 13 of those games against teams that have appeared in the national rankings. ASU has already swept No. 18 Florida State (Feb. 6-8) to open the season and also beat No. 1 Rice (3-1, Feb. 22), No. 16 Arizona (4-0, Feb. 26), swept No. 18 ECU (Mar. 5-7) and took two of three from No. 11 Tulane. Both of ASU's losses have also come against teams that have appeared in at least one top 25 polls this year (Oklahoma and Lamar). ASU is also 11-2 against teams with a record above .500. ASU checked in at No. 4 on BoydsWorld.com projected RPI last week.



# Sun Devil Baseball 2004

## 2004 Arizona State Baseball Game-by-Game Results

(17-3 Overall, 0-0 Pac-10, 13-1 Home, 1-0 Away, 3-2 Neutral, 10-1 Ranked Opponents)


Date	Opponent	W-L	Score	Att.	ASU Pitcher	Opp. Pitcher	Record	Notes
2/6	Florida State (#18)	W	2-1	3,078	Zinicola (1-0)	Lynch (1-1)	1-0	Gosewisch 2-out, 2-run double in B-9 wins game.
2/7	Florida State (#18)	W	10-9	3,220	Bresnehan (1-0)	Lynch (1-2)	2-0	Curtis 3x5, 4 RBI, HR. Devils score 3 in B-9.
2/8	Florida State (#18)	W	12-6	3,386	Urquidez (1-0)	Sauls (0-1)	3-0	Buck 3x3, 4 RBI. Urquidez 9 K's in 5.0 IP.
2/13	vs. CS Northridge^	W	13-3	868	Averill (1-0)	Hochgesang (0-1)	4-0	Pedroia 3x4, 2 2B. Curtis 3x4, 3 R.
2/14	vs. Utah^	W	11-0	813	Urquidez (2-0)	Mackay (0-1)	5-0	Pedroia 3x4, 3 R, 2 RBI. Urquidez 7 K's in 6.0 IP.
2/15	vs. Oklahoma^	L	0-6	1,370	Cassa (0-1)	Purcey (1-0)	5-1	NCAA record 506 game scoring streak ends!
2/16	Gonzaga	W	10-3	2,172	Bresnehan (2-0)	Monroe (0-1)	6-1	Pedroia 4-for-5, 3 2B. Bresnehan 7 K's in 5.0 IP.
2/20	vs. Lamar#	L	4-5	3,108	Zinicola (1-1)	Stutes (2-0)	6-2	Pedroia 3x5, HR. Lamar scores two in eighth.
2/21	vs. Memphis#	W	7-0	3,405	Cassa (1-1)	Hankins (0-1)	7-2	Cassa 9 K's, 1 H in 6.0 IP. Pedroia 3x4, 2 RBI.
2/22	at Rice# (#1)	W	3-1	3,604	Urquidez (3-0)	Niemann (0-1)	8-2	Urquidez 7 K's, 3 H in complete-game effort.
2/24	Arizona (#16)	W	4-0	2,748	Bordes (1-0)	Guyette (1-2)	9-2	Bordes 10 K's in 6.0 IP. Pedroia 3x4, 2 2B.
2/27	UConn	W	18-2	2,163	Mousser (1-0)	Hourigan (0-1)	10-2	Mousser 0 H, 5.0 IP. Cook 4x4, 2 2B, HR, 4 RBI.
2/28	UConn	W	16-5	2,385	Bresnehan (3-0)	James (0-1)	11-2	Buck 4x5, 4 2B, 4 RBI. Pedroia hits grand slam.
2/29	UConn	W	18-11	2,400	Urquidez (4-0)	Tucci (0-1)	12-2	Buck 5x5, 8 RBI, HR. Asanovich 2x2, 4 R, 4 RBI.
3/5	East Carolina (#18)	W	7-6	2,552	Andes (1-0)	Flye (1-1)	13-2	Zinicola 2-run HR in eighth caps comeback.
3/6	East Carolina (#18)	W	6-4	2,567	Urquidez (5-0)	Harrell (2-1)	14-2	Buck GW HR in 7th. Urquidez 4 K in 7.0 IP.
3/7	East Carolina (#18)	W	7-5	2,842	Andes (2-0)	Brooks (1-1)	15-2	Buck hits HR in 4th straight. Walsh 2x3, 3 RBI.
3/12	Tulane (#11)	L	3-5	2,827	Mousser (1-1)	Mohl (4-0)	15-3	Buck HR in fifth straight, but ASU only 4 H.
3/13	Tulane (#11)	W	11-3	2,650	Urquidez (6-0)	Crowel (3-1)	16-3	Pedroia 4x4, 5 RBI, HR. Larish 2x4, 3 RBI, HR.
3/14	Tulane (#11)	W	5-1	3,005	Averill (2-0)	Hahn (3-1)	17-3	Walsh 2x3, 2 RBI. Bordes 6 K's in 4.1 IP.
3/16	Oklahoma State	7 p.m.						
3/17	Oklahoma State	7 p.m.						
3/19	California*	7 p.m.						
3/20	California*	1 p.m.						
3/21	California	1 p.m.						
3/26	Washington*	7 p.m.						
3/27	Washington*	1 p.m.						
3/28	Washington*	1 p.m.						
4/2	USC*	7 p.m.						
4/3	USC*	1 p.m.						
4/4	USC*	1 p.m.						
4/8	Oral Roberts	7 p.m.						
4/9	Oral Roberts	7 p.m.						
4/10	Oral Roberts	1 p.m.						
4/12	Arizona	7 p.m.						
4/16	at UCLA*	6 p.m.						
4/17	at UCLA*	1 p.m.						
4/18	at UCLA*	1 p.m.						
4/23	at Wash. State*	3 p.m.						
4/24	at Wash. State*	1 p.m.						
4/25	at Wash. State*	12 p.m.						
4/27	at Wichita State	7 p.m.						
4/28	at Wichita State	7 p.m.						
5/3	New Mexico State	7 p.m.						
5/4	New Mexico State	7 p.m.						
5/14	Oregon State*	7 p.m.						
5/15	Oregon State*	7 p.m.						
5/16	Oregon State*	1 p.m.						
5/18	at New Mexico\$	7 p.m.						
5/19	at New Mexico St.	6 p.m.						
5/21	at Arizona*	7 p.m.						
5/22	at Arizona*	7 p.m.						
5/23	at Arizona*	1 p.m.						
5/28	at Stanford*	6 p.m.						
5/29	at Stanford*	1 p.m.						
5/30	at Stanford*	1 p.m.						

\* Pac-10 Game, ^ Coca-Cola Spring Training College Baseball Classic (Surprise, Ariz.)

# Coca-Cola Rice Baseball Classic, \$ Played at Isotopes Ballpark



# Sun Devil Baseball 2004



## Arizona State Sun Devil Baseball Overall Statistics

Record: 17-3 Home: 13-1 Away: 1-0 Neutral: 3-2 Pac-10: 0-0

Player	AVG	GP-GS	AB	R	H	2B	3B	HR	RBI	TB	SLG%	BB	HBP	SO	GDP	OB%	SF	SH	SB-ATT	PO	A	E	FLD%
2 Dustin Pedroia...	.439	20-20	82	32	36	12	0	4	22	60	.732	15	1	3	2	.531	0	1	2-3	27	54	5	.942
4 Travis Buck.....	.418	20-20	67	22	28	8	0	6	31	54	.806	24	4	11	3	.583	1	0	5-5	44	3	1	.979
39 Tuffy Gosewisch...	.343	20-20	70	14	24	6	0	1	12	33	.471	10	0	12	1	.425	0	4	0-1	154	14	1	.994
9 Colin Curtis.....	.333	20-20	66	18	22	3	0	4	16	37	.561	18	3	15	4	.494	0	0	7-8	37	0	0	1.000
20 Nick Walsh.....	.324	17-11	37	8	12	2	0	0	7	14	.378	6	1	2	1	.413	2	3	0-1	24	20	2	.957
10 Joe Persichina...	.302	19-17	53	11	16	3	0	1	8	22	.415	9	4	8	1	.439	0	1	1-1	123	5	0	1.000
16 Nick Cadena.....	.276	16-4	29	5	8	0	0	0	3	8	.276	1	0	4	0	.290	1	0	1-1	1	0	0	1.000
15 Josh Asanovich...	.256	15-10	39	9	10	3	0	0	10	13	.333	3	3	4	1	.348	1	1	1-1	21	27	4	.923
11 Jeff Larish.....	.250	20-20	80	12	20	8	0	2	20	34	.425	17	0	19	0	.374	2	0	0-2	30	0	0	1.000
19 Joel Bocchi.....	.241	12-8	29	5	7	1	0	0	3	8	.276	6	4	7	0	.436	0	0	0-0	10	0	0	1.000
6 Seth Dhaenens....	.231	17-9	26	13	6	1	0	0	2	7	.269	13	0	4	3	.487	0	3	1-3	8	18	2	.929
14 x-Frank Mesa.....	.206	14-11	34	5	7	1	0	0	4	8	.235	5	1	10	3	.325	0	0	0-1	7	14	2	.913
-----																							
32 Chris Cook.....	.364	11-3	22	4	8	3	0	1	6	14	.636	0	1	5	1	.391	0	0	1-1	32	1	0	1.000
17 Ryan McKenna.....	.250	12-2	12	3	3	1	1	0	3	6	.500	2	0	4	0	.357	0	0	0-0	1	0	0	1.000
37 Zechry Zinicola..	.238	8-5	21	5	5	0	0	2	8	11	.524	4	1	7	1	.385	0	0	0-0	1	2	1	.750
60 Garrett Schoenber	.000	4-0	3	0	0	0	0	0	0	0	.000	0	0	1	0	.000	0	0	0-0	9	0	0	1.000
26 Pat Cassa.....	.000	3-0	1	0	0	0	0	0	0	0	.000	0	0	0	0	.000	0	0	0-0	3	4	0	1.000
50 Travis Webb.....	.000	1-0	1	0	0	0	0	0	0	0	.000	0	0	1	0	.000	0	0	0-0	1	1	0	1.000
51 Joe Cosentino....	.000	1-0	1	0	0	0	0	0	0	0	.000	0	0	0	0	.000	0	0	0-0	0	0	0	.000
49 Brett Bordes.....	.000	1-0	0	1	0	0	0	0	0	0	.000	0	0	0	0	.000	0	0	0-0	0	2	0	1.000
Totals.....	.315	20-20	673	167	212	52	1	21	155	329	.489	133	23	117	21	.440	7	13	19-28	537	181	22	.970
Opponents.....	.221	20-20	652	80	144	18	6	13	74	213	.327	85	11	167	15	.319	4	11	10-18	496	208	32	.957

LOB - Team (186), Opp (147). DPs turned - Team (20), Opp (25). CI - Team (1), Gosewisch 1. IBB - Team (9), Buck 3, Pedroia 2, Larish 2, Bocchi 1, Gosewisch 1. Picked off - Buck 1, Pedroia 1, Curtis 1.

(All games Sorted by Earned run avg)

Player	ERA	W-L	APP	GS	CG	SHO/CBO	SV	IP	H	R	ER	BB	SO	2B	3B	HR	AB	B/Avg	WP	HBP	BK	SFA	SHA
40 Pat Bresnehan....	1.50	3-0	9	0	0	0/1	4	18.0	9	5	3	9	23	2	0	0	57	.158	1	2	0	0	0
34 Jason Urquidez...	1.77	6-0	6	6	1	0/1	0	35.2	24	8	7	16	33	2	0	3	124	.194	0	1	0	0	0
35 Jeff Mousser.....	3.06	1-1	6	6	0	0/0	0	32.1	27	15	11	12	18	4	2	1	114	.237	1	2	0	3	4
45 Erik Averill.....	3.70	2-0	9	1	0	0/0	0	24.1	16	12	10	8	18	3	1	1	89	.180	1	2	1	0	3
26 Pat Cassa.....	3.80	1-1	6	3	0	0/1	1	21.1	19	11	9	7	19	2	2	2	81	.235	0	1	0	0	0
-----																							
21 Quentin Andes....	2.79	2-0	6	0	0	0/0	1	9.2	7	3	3	8	10	0	0	2	34	.206	0	0	0	0	1
37 Zechry Zinicola..	3.60	1-1	5	1	0	0/0	1	10.0	10	5	4	5	12	2	1	0	39	.256	0	1	1	1	2
50 Travis Webb.....	4.50	0-0	3	0	0	0/1	0	2.0	1	1	1	4	3	0	0	0	7	.143	0	0	0	0	0
49 Brett Bordes.....	5.54	1-0	4	3	0	0/1	0	13.0	13	8	8	10	21	2	0	2	51	.255	0	1	1	0	1
47 Ty Marotz.....	6.75	0-0	5	0	0	0/1	0	5.1	7	4	4	2	6	1	0	2	23	.304	0	0	0	0	0
41 Josh Blake.....	7.36	0-0	5	0	0	0/1	1	7.1	11	8	6	4	4	0	0	0	33	.333	1	1	0	0	0
Totals.....	3.32	17-3	20	20	1	3/3	8	179.0	144	80	66	85	167	18	6	13	652	.221	4	11	3	4	11
Opponents.....	7.51	3-17	20	20	0	1/1	1	165.1	212	167	138	133	117	52	1	21	673	.315	19	23	6	7	13

PB - Team (0), Opp (4). Pickoffs - Team (0), Opp (2). SBA/ATT - Gosewisch (10-18), Urquidez (4-6), Cassa (2-4), Bresnehan (1-3), Mousser (2-3), Bordes (1-2).

x-inactive player



# Sun Devil Baseball 2003



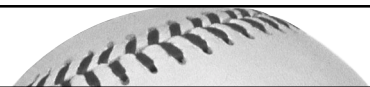
## Arizona State Sun Devil Baseball Fielding Statistics

2004 Arizona State Sun Devil Baseball  
Overall Statistics for Arizona State (as of Mar 14, 2004)  
(All games Sorted by Fielding pct)

Player	C	PO	A	E	FLD%	Dps	SBA	CSB	SBA%	PB	CI
10 Joe Persichina...	128	123	5	0	1.000	12	0	0	---	0	0
9 Colin Curtis.....	37	37	0	0	1.000	0	0	0	---	0	0
32 Chris Cook.....	33	32	1	0	1.000	4	0	0	---	0	0
11 Jeff Larish.....	30	30	0	0	1.000	0	0	0	---	0	0
19 Joel Bocchi.....	10	10	0	0	1.000	0	0	0	---	0	0
60 Garrett Schoenber	9	9	0	0	1.000	0	0	0	---	0	0
26 Pat Cassa.....	7	3	4	0	1.000	0	2	2	.500	0	0
41 Josh Blake.....	2	1	1	0	1.000	0	0	0	---	0	0
21 Quentin Andes....	2	0	2	0	1.000	0	0	0	---	0	0
49 Brett Bordes.....	2	0	2	0	1.000	0	1	1	.500	0	0
50 Travis Webb.....	2	1	1	0	1.000	0	0	0	---	0	0
47 Ty Marotz.....	1	0	1	0	1.000	0	0	0	---	0	0
16 Nick Cadena.....	1	1	0	0	1.000	0	0	0	---	0	0
40 Pat Bresnehan....	1	0	1	0	1.000	0	1	2	.333	0	0
17 Ryan McKenna.....	1	1	0	0	1.000	0	0	0	---	0	0
39 Tuffy Gosewisch..	169	154	14	1	.994	2	10	8	.556	0	1
4 Travis Buck.....	48	44	3	1	.979	1	0	0	---	0	0
20 Nick Walsh.....	46	24	20	2	.957	7	0	0	---	0	0
2 Dustin Pedroia...	86	27	54	5	.942	14	0	0	---	0	0
6 Seth Dhaenens....	28	8	18	2	.929	1	0	0	---	0	0
15 Josh Asanovich...	52	21	27	4	.923	7	0	0	---	0	0
14 x-Frank Mesa.....	23	7	14	2	.913	3	0	0	---	0	0
35 Jeff Mousser.....	8	2	5	1	.875	1	2	1	.667	0	0
45 Erik Averill.....	4	1	2	1	.750	0	0	0	---	0	0
37 Zechry Zinicola..	4	1	2	1	.750	0	0	0	---	0	0
34 Jason Urquidez...	6	0	4	2	.667	1	4	2	.667	0	0
51 Joe Cosentino....	0	0	0	0	.000	0	0	0	---	0	0
Totals.....	740	537	181	22	.970	20	10	8	.556	0	1
Opponents.....	736	496	208	32	.957	25	19	9	.679	4	0



# Sun Devil Baseball 2004



## Arizona State Sun Devil Baseball Statistics Summary

Inning-by-inning summary:

	1	2	3	4	5	6	7	8	9	Total
	--	--	--	--	--	--	--	--	--	-----
Arizona State	30	13	26	19	21	12	13	26	7	167
Opponents	11	6	7	7	9	15	10	7	8	80

Win-loss summary:

	W	L	T	Pct
	--	--	--	----
Total	17	3	0	.850
Conference	0	0	0	.000
Non-Conf	17	3	0	.850
Home	13	1	0	.929
Away	1	0	0	1.000
Neutral	3	2	0	.600
Day	9	2	0	.818
Night	8	1	0	.889
vs Left	4	1	0	.800
vs Right	13	2	0	.867
1-Run games	3	1	0	.750
2-Run games	3	1	0	.750
5+Run games	8	1	0	.889
Extra inns	0	0	0	.000
Shutouts	3	1	0	.750

General summary:

Current winning streak : 2

Longest winning streak : 9

Longest losing streak : 1

Home attendance : 38004 ( 14 dates avg = 2714 )

Away attendance : 13192 ( 6 dates avg = 2198 )

Total attendance: 51196 ( 20 dates avg = 2559 )





# Sun Devil Baseball 2003



## Arizona State Sun Devil Baseball Team Game-by-Game

### Batting (All games)

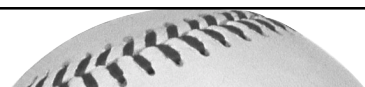
Date	Opponent	AB	R	H	RBI	2B	3B	HR	BB	IBB	SB	CS	HBP	SAC	SF	GDP	K	PO	A	E	Avg
Feb 06, 2004	Florida State	35	2	7	2	5	0	0	5	1	1	0	0	0	0	0	7	27	10	0	.200
Feb 07, 2004	Florida State	38	10	12	10	2	0	1	3	0	0	0	3	0	1	1	6	27	10	0	.260
Feb 08, 2004	Florida State	35	12	10	12	6	0	0	15	2	3	0	1	0	0	0	5	27	6	1	.269
Feb 13, 2004	vs CS Northridge	37	13	13	9	7	0	0	11	1	1	0	2	1	0	1	5	27	11	3	.290
Feb 14, 2004	vs Utah	34	11	12	9	1	0	0	8	0	1	1	2	0	0	3	8	27	9	0	.302
Feb 15, 2004	vs Oklahoma	30	0	4	0	0	0	0	4	0	0	0	0	0	0	0	8	27	8	1	.278
Feb 16, 2004	Gonzaga	34	10	12	8	4	0	0	4	0	2	0	1	0	1	0	5	27	6	4	.288
Feb 20, 2004	vs Lamar	32	4	9	2	1	0	1	4	0	2	1	4	0	0	3	9	24	10	2	.287
Feb 21, 2004	vs Memphis	33	7	9	6	2	0	2	4	0	1	0	1	1	0	0	9	27	9	0	.286
Feb 22, 2004	at Rice	27	3	5	3	1	0	1	4	0	0	2	1	1	1	1	6	27	9	2	.278
Feb 24, 2004	Arizona	30	4	9	4	2	0	0	9	1	0	2	0	1	0	1	7	27	6	1	.279
Feb 27, 2004	Connecticut	45	18	21	18	3	1	2	6	0	0	0	3	0	0	2	7	27	10	0	.300
Feb 28, 2004	Connecticut	38	16	17	16	6	0	3	11	1	0	0	1	1	0	1	2	27	9	1	.312
Feb 29, 2004	Connecticut	37	18	15	17	2	0	2	10	0	2	0	4	0	0	1	5	27	11	1	.320
Mar 05, 2004	East Carolina	30	7	9	7	0	0	3	3	0	0	0	0	0	0	3	7	27	10	1	.318
Mar 06, 2004	East Carolina	27	6	7	6	2	0	2	5	0	2	1	0	3	1	1	4	27	7	1	.315
Mar 07, 2004	East Carolina	32	7	13	7	3	0	1	10	2	1	1	0	3	1	1	2	27	10	0	.321
Mar 12, 2004	Tulane	31	3	4	3	0	0	1	8	0	0	0	0	1	0	0	4	27	9	2	.311
Mar 13, 2004	Tulane	38	11	13	11	3	0	2	6	0	2	0	0	0	0	1	7	27	10	1	.313
Mar 14, 2004	Tulane	30	5	11	5	2	0	0	3	1	1	1	0	1	2	1	4	27	11	1	.315
<b>Totals</b>		<b>673</b>	<b>167</b>	<b>212</b>	<b>155</b>	<b>52</b>	<b>1</b>	<b>21</b>	<b>133</b>	<b>9</b>	<b>19</b>	<b>9</b>	<b>23</b>	<b>13</b>	<b>7</b>	<b>21</b>	<b>117</b>	<b>537</b>	<b>181</b>	<b>22</b>	<b>.315</b>

### Pitching (All games)

Date	Opponent	IP	H	R	ER	BB	SO	2B	3B	HR	WP	BK	HBP	DP	IBB	Score	W-L	SV	ERA
Feb 06, 2004	Florida State	9.0	4	1	1	2	5	0	0	0	0	0	0	0	0	2-1	1-0	0	1.00
Feb 07, 2004	Florida State	9.0	11	9	9	8	7	2	0	4	0	1	1	1	0	10-9	2-0	0	5.00
Feb 08, 2004	Florida State	9.0	9	6	4	11	17	0	0	0	0	0	0	2	0	12-6	3-0	1	4.67
Feb 13, 2004	vs CS Northridge	9.0	4	3	1	1	9	1	0	0	0	0	2	1	0	13-3	4-0	1	3.75
Feb 14, 2004	vs Utah	9.0	5	0	0	3	11	0	0	0	0	0	0	1	0	11-0	5-0	1	3.00
Feb 15, 2004	vs Oklahoma	9.0	9	6	6	3	7	0	1	1	0	0	0	0	0	0-6	5-1	1	3.50
Feb 16, 2004	Gonzaga	9.0	11	7	5	3	13	2	1	0	0	0	1	0	0	10-7	6-1	2	3.71
Feb 20, 2004	vs Lamar	8.0	9	5	5	2	4	2	0	1	1	0	0	1	0	4-5	6-2	2	3.93
Feb 21, 2004	vs Memphis	9.0	2	0	0	2	9	0	0	0	0	0	0	0	0	7-0	7-2	3	3.49
Feb 22, 2004	at Rice	9.0	3	1	1	2	7	0	0	0	0	0	0	0	0	3-1	8-2	3	3.24
Feb 24, 2004	Arizona	9.0	3	0	0	4	15	0	0	0	0	1	1	1	0	4-0	9-2	4	2.94
Feb 27, 2004	Connecticut	9.0	3	2	2	11	7	1	0	0	0	0	1	3	0	18-2	10-2	4	2.86
Feb 28, 2004	Connecticut	9.0	7	5	1	8	10	3	0	0	1	0	1	1	0	16-5	11-2	4	2.72
Feb 29, 2004	Connecticut	9.0	16	11	10	4	7	2	1	2	1	1	0	1	0	18-11	12-2	4	3.24
Mar 05, 2004	East Carolina	9.0	10	6	6	5	4	2	1	1	1	0	0	0	0	7-6	13-2	5	3.43
Mar 06, 2004	East Carolina	9.0	6	4	3	3	6	0	0	2	0	0	1	1	0	6-4	14-2	6	3.40
Mar 07, 2004	East Carolina	9.0	9	5	5	2	7	0	0	2	0	0	2	0	0	7-5	15-2	7	3.49
Mar 12, 2004	Tulane	9.0	9	5	3	1	7	2	1	0	0	0	0	0	0	3-5	15-3	7	3.47
Mar 13, 2004	Tulane	9.0	8	3	3	6	6	1	1	0	0	0	0	1	0	11-3	16-3	7	3.44
Mar 14, 2004	Tulane	9.0	6	1	1	4	9	0	0	0	0	0	1	1	0	5-1	17-3	8	3.32
<b>Totals</b>		<b>179.0</b>	<b>144</b>	<b>80</b>	<b>66</b>	<b>85</b>	<b>167</b>	<b>18</b>	<b>6</b>	<b>13</b>	<b>4</b>	<b>3</b>	<b>11</b>	<b>15</b>	<b>0</b>	<b>167-80</b>	<b>17-3</b>	<b>8</b>	<b>3.32</b>



# Sun Devil Baseball 2004



## Home Runs and Misc. Hitting Breakdown:

Player	Total	Multi-Hit Games				Multi RBI	HR Total	Home Run Breakdown						Last Home Run
		2	3	4	5+			H	A	Solo	2	3	GS	
Josh Asanovich	1	1	0	0	0	2	0	0	0	0	0	0	0	None
Joel Bocchi	1 (9)	1	0	0	0	1	0 (2)	0	0	0	0	0	0	2/8/03 vs. BYU
Travis Buck	6 (28)	2	2	1	1	8	6 (10)	5	1	2	4	0	0	3/12/04 vs. Tulane
Nick Cadena	2 (8)	0	2	0	0	0	0 (6)	0	0	0	0	0	0	5/19/02 vs. USC
Chris Cook	2	1	0	1	0	2	1	1	0	0	1	0	0	2/27/04 vs. UConn
Colin Curtis	5	3	2	0	0	5	4	3	1	1	2	1	0	2/28/04 vs. UConn
Seth Dhaenens	1	1	0	0	0	0	0	0	0	0	0	0	0	None
Tuffy Gosewisch	7 (22)	5	2	0	0	4	1 (3)	1	0	1	0	0	0	3/5/04 vs. ECU
Taylor Holiday	0	0	0	0	0	0	0	0	0	0	0	0	0	None
Jeff Larish	5 (44)	4	0	0	0	6	2 (23)	2	0	1	1	0	0	3/13/04 vs. Tulane
Ryan McKenna	1 (8)	1	0	0	0	1	0 (1)	0	0	0	0	0	0	4/1/02 at UNLV (Pinch-Hit)
Frank Mesa	1 (14)	0	0	0	0	0	0 (1)	0	0	0	0	0	0	2/7/03 vs. BYU
Dustin Pedroia	10 (78)	3	5	2	0	6	4 (9)	3	1	3	0	0	1	3/13/04 vs. Tulane
Joe Persichina	4	2	2	0	0	1	1	0	1	1	0	0	0	2/21/04 vs. Memphis
Nick Walsh	2 (18)	2	0	0	0	2	0 (1)	0	0	0	0	0	0	4/13/01 vs. Washington State
Zechry Zinicola	1	1	0	0	0	2	2	2	0	0	2	0	0	3/5/04 vs. ECU
<b>Team Totals</b>	<b>49</b>	<b>29</b>	<b>15</b>	<b>4</b>	<b>1</b>	<b>40</b>	<b>21</b>	<b>17</b>	<b>4</b>	<b>9</b>	<b>8</b>	<b>2</b>	<b>1</b>	<b>Larish (3/13 vs. Tulane)</b>

(career in parenthesis)

## Lineup Card - Record Breakdown:

- 1 - Pedroia (17-3)
- 2 - Buck (13-3), Larish (2-0), Walsh (2-0)
- 3 - Larish (13-3), Buck (4-0)
- 4 - Gosewisch (2-0), Cadena (2-0), Bocchi (5-3), Zinicola (5-0), McKenna (1-0), Larish (2-0)
- 5 - Mesa (5-0), Gosewisch (4-1), Cook (0-1), Curtis (8-1)
- 6 - Asanovich (1-0), McKenna (1-0), Curtis (3-1), Gosewisch (3-1), Persichina (7-1), Cook (2-0)
- 7 - Persichina (3-1), Asanovich (2-0), Curtis (4-1), Gosewisch (8-1)
- 8 - Curtis (2-0), Persichina (1-0), Asanovich (4-2), Dhaenens (3-0), Mesa (2-0), Walsh (3-1), Cadena (2-0)
- 9 - Walsh (5-0), Persichina (4-0), Mesa (3-1), Dhaenens (4-2), Asanovich (1-0)

## Starters By Position Breakdown:

- C** - Gosewisch (20)  
**1B** - Persichina (17), Cook (3)  
**2B** - Asanovich (10), Walsh (10)  
**3B** - Mesa (11), Dhaenens (9)  
**SS** - Pedroia (20)  
**LF** - Larish (20)  
**CF** - Curtis (20)  
**RF** - Buck (20)  
**DH** - Bocchi (8), Walsh (1), McKenna (2), Cadena (4), Zinicola (5)  
**P** - Mousser (6), Bordes (3), Urquidez (6), Averill (1), Cassa (2), Zinicola (1)

## Attendance

**Home Attendance:** 38,004 (14 games; 2,714 Avg.)  
**Total Attendance:** 51,196 (20 dates)  
**Overall Average Attendance:** 2,559

## Sun Devils Record When They Score:

Runs	0	1	2	3	4	5	6	7	8	9	10+
W-L	0-1	0-0	1-0	1-1	1-1	1-0	1-0	3-0	0-0	0-0	9-0

## Sun Devils Record When Opponent Scores:

Runs	0	1	2	3	4	5	6	7	8	9	10+
W-L	3-0	3-0	1-0	2-0	1-0	2-2	2-1	1-0	0-0	1-0	1-0

## Score By Innings In All Games:

Inning	1	2	3	4	5	6	7	8	9	Ex	Total
ASU	30	13	26	19	21	12	13	26	7	-	167
Opp.	11	6	7	7	9	15	10	7	8	-	80

## Score By Innings In Pac-10 Games:

Inning	1	2	3	4	5	6	7	8	9	Ex	Total
ASU	0	0	0	0	0	0	0	0	0	0	0
Opp.	0	0	0	0	0	0	0	0	0	0	0

## Hitting Streaks:

Player	2004 Longest	Career Long	Current Streak
Josh Asanovich	3	3	1
Joel Bocchi	2	5	1
Travis Buck	7	7	1
Nick Cadena	1	4	0
Chris Cook	2	2	0
Colin Curtis	9	9	2
Seth Dhaenens	2	2	2
Tuffy Gosewisch	6	8	2
Taylor Holiday	0	0	0
Jeff Larish	8	17	0
Ryan McKenna	1	7	0
Frank Mesa	2	6	1
Dustin Pedroia	10	22	2
Joe Persichina	3	3	1
Garrett Schoenberger	0	1	0
Nick Walsh	5	8	1
Zechry Zinicola	3	3	3



# Sun Devil Baseball 2004

## Sun Devil Baseball's Record in 2004 When...

(Through 20 Games of 2004 Season)

Overall .....	17-3
At Packard Stadium .....	13-1
Playing on the Road .....	1-0
at Neutral Site .....	3-2
Day Games .....	9-2
Night Games .....	8-1

Scoring 0-4 Runs .....	3-3
Scoring 5-9 Runs .....	5-0
Scoring 10-19 Runs .....	9-0
Scoring 20+ Runs .....	0-0

Opp. 5 or less runs .....	12-2
Opp. 6 or more runs .....	5-1

ASU Scores First .....	13-1
Opp. Scores First .....	4-2
Scoring in 1st Inning .....	10-1

Leading After 6 Innings .....	13-0
Trailing After 6 Innings .....	3-2
Tied After 6 Innings .....	1-1

Leading After 7 Innings .....	14-0
Trailing After 7 Innings .....	3-2
Tied After 7 Innings .....	0-1

Leading After 8 Innings .....	15-0
Trailing After 8 Innings .....	2-3
Tied After 8 Innings .....	0-0

Last At-Bat Wins .....	3
After a Win .....	13-3
After a Loss .....	3-0

Collecting 1-3 Hits .....	0-0
Collecting 4-6 Hits .....	1-2
Collecting 7-9 Hits .....	5-1
Collecting 10+ Hits .....	10-0
Collecting 20+ Hits .....	1-0

Out-Hitting Opponent .....	15-0
Out-Hit by Opponent .....	2-2
Hits are Tied .....	0-1

ASU is Errorless .....	6-0
ASU Makes 1 Error .....	8-1
ASU Makes 2+ Errors .....	3-2

ASU Starter Gets Decision .....	9-2
Bullpen Gets Decision .....	8-1

ASU Hits 0 Home Runs .....	7-1
ASU Hits 1 Home Run .....	3-2
ASU Hits Multiple HR .....	7-0

vs. LHP Starters .....	4-1
vs. RHP Starters .....	13-2

In Extra Innings .....	0-0
Doubleheaders .....	0-0

vs. Non-Conference .....	17-3
Non-Conference Home .....	13-1
Non-Conference Away .....	1-0
Non-Conference Neutral .....	3-2

vs. Pac-10 (League Games Only) .....	0-0
Pac-10 Home .....	0-0
Pac-10 Away .....	0-0

Vs. Ranked Opponents* .....	10-1
Vs. Top 10 Opponents* .....	1-0
Vs. Unranked Teams* .....	7-2

\*Top 30 ranking at time played.

### VS. PAC-10 SCHOOLS

Arizona .....	1-0
California .....	0-0
Oregon State .....	0-0
Stanford .....	0-0
UCLA .....	0-0
USC .....	0-0
Washington .....	0-0
Washington State .....	0-0
Overall vs. Pac-10 .....	1-0

### DAYS OF THE WEEK

Monday .....	1-0
Tuesday .....	1-0
Wednesday .....	0-0
Thursday .....	0-0
Friday .....	4-2
Saturday .....	6-0
Sunday .....	5-1

### MONTHS OF THE YEAR

February .....	12-2
March .....	5-1
April .....	0-0
May .....	0-0
June .....	0-0

### UNIFORMS

White Home .....	2-0
Throwback Home .....	15-2
Gray Sleeveless .....	0-1
Black Shoes .....	15-2
White Shoes .....	2-1

### PITCHING

Mousser Starts .....	4-2
Bordes Starts .....	3-0
Urquidez Starts .....	6-0
Averill Starts .....	1-0
Cassa Starts .....	2-1
Zinicola Starts .....	1-0

Starter Goes Less Than 5 .....	6-2
Starter Goes 5+ .....	11-1

### MISC. HITTING

Larish Records Hit .....	13-2
Larish Hits HR .....	2-0
Pedroia Records Hit .....	16-1
Pedroia Multi-Hit Game .....	9-1
Buck Records Hit .....	14-1
Buck Multi-Hit Game .....	5-1
TV Games .....	1-0
Radio Games .....	7-2

Longest Win Streak .....	9
Longest Losing Streak .....	1
Last Five Games .....	4-1
Last 10 Games .....	9-1
Last 15 Games .....	13-2
Last 20 Games .....	17-3
Current Streak .....	W-1

Largest Winning Margin .....	16
Largest Losing Margin .....	6

vs. Teams .500 or better .....	13-3
vs. Teams worse than .500 .....	3-0

### LEADING OFF

Pedroia Leads Off .....	17-3
Walsh Leads Off .....	0-0



# Sun Devil Baseball 2004

## Sun Devil Baseball Team and Player Superlatives

(Through 19 Games of 2004 Season)

### 2004 Arizona State Team Superlatives

#### TEAM BATTING

Most At-Bats:	45	UConn (2/27)
Fewest At-Bats:	27	Rice (2/22)
Most Runs (Game):	18 - 2x	UConn (2/29)
Most Runs (Inning):	7 (3rd)	UConn (2/27)
Most Runs (1st Inning):	7	Gonzaga (2/16)
Fewest Runs (Game):	0	Oklahoma (2/15)
Most Hits (Game):	21	UConn (2/27)
Fewest Hits (Game):	4 - 2x	Tulane (3/12)
RBI:	18	UConn (2/27)
Doubles:	6 - 3x	UConn (2/28)
Triples:	1	UConn (2/27)
Home Runs:	3 - 2x	ECU (3/5)
Total Bases:	32 - 2x	UConn (2/28)
Walks:	15	FSU (2/8)
Most Strikeouts:	9	Memphis (2/21)
Fewest Strikeouts:	2	UConn (2/28)
Sacrifice Bunts:	3 - 2x	ECU (3/7)
Sacrifice Flies:	2	Tulane (3/14)
Stolen Bases:	3	FSU (2/8)
Left on Base:	15 - 2x	ECU (3/7)
Hit into DP:	3 - 2x	ECU (3/5)
Hit by Pitches:	4 - 2x	UConn (2/29)

#### TEAM FIELDING

Most Putouts:	27 - 18x	Tulane (3/13)
Most Assists:	11	Tulane (3/14)
Most Errors:	11 - 3x	Tulane (3/14)
DPs Turned:	3 - 3x	UConn (2/28)

#### TEAM PITCHING

Most Runs Allowed:	11	UConn (2/29)
Fewest Runs Allowed:	0 - 2x	Memphis (2/21)
Most Hits Allowed:	16	UConn (2/29)
Fewest Hits Allowed:	2	Memphis (2/21)
Most Strikeouts:	17	FSU (2/8)
Fewest Strikeouts:	4	ECU (3/5)
Most Walks:	11 - 2x	UConn (2/27)
Fewest Walks:	1 - 2x	Tulane (3/12)
Hit-by-Pitches:	2	CSUN (2/13)
Wild Pitchers:	1 - 3x	UConn (2/29)
Balks:	1 - 3x	UConn (2/29)
Home Runs Allowed:	4	FSU (2/7)
Most Pitchers Used:	5 - 3x	ECU (3/7)

#### MISCELLANEOUS

Consecutive Wins:	9	2/21-3/8
Consecutive Losses:	1	---
Home Wins In a Row:	11	---
Road Wins In a Row:	2	2/13-2/14
Longest Game:	3:29	FSU (2/8)
Shortest Game:	2:25	Memphis (2/21)
Most Innings:	9.0 - 20x	Tulane (3/14)
Largest Home Attendance:	3,386	FSU (2/8)
Largest Road Attendance:	3,604	Rice (2/22)
Largest Overall Attendance:	3,386	FSU (2/8)
Largest 3-Game Home Attendance:	9,693	FSU (2/6-8)

### 2004 Arizona State Player Superlatives

#### INDIVIDUAL BATTING

At-Bats:	6	last Cadena (2/29 vs. UConn)
Runs:	4	Dhaenens (2/29 vs. UConn)
Hits:	5	Buck (2/29 vs. UConn)
RBI:	8	Buck (2/29 vs. UConn)
Doubles:	4	Buck (2/29 vs. UConn)
Triples:	1	McKenna (2/27 vs. UConn)
Home Runs:	1 - 21x	last Larish (3/13 vs. Tulane)
Grand Slams:	1	Pedroia (2/28 vs. UConn)
Total Bases:	9	Cook (2/27 vs. UConn)
Walks:	3	last Curtis (2/28 vs. UConn)
Strikeouts:	3	last Gosewisch (3/5 vs. ECU)
Hit By Pitch:	2 - 2x	last Asanovich (2/29 vs. UConn)
Sacrifice Flies:	1	last Cadena (3/14 vs. Tulane)
Sacrifice Bunts:	2	Gosewisch (3/7 vs. ECU)
Stolen Bases:	2	Curtis (2/20 vs. Lamar)
Caught Stealing:	1	last Dhaenens (3/7 vs. ECU)
Runners LOB:	6	Curtis (3/7 vs. ECU)

#### INDIVIDUAL FIELDING

Putouts:	16	Gosewisch (2/8 vs. FSU)
Assists (INF):	6	Pedroia (3/13 vs. Tulane)
Assists (OF):	1 - 3x	last Buck (3/6 vs. ECU)
Errors:	2	Pedroia (2/20 vs. Lamar)
Passed Balls:	None	---

#### INDIVIDUAL PITCHING

Innings Pitched:	9.0	Urquidez (2/22 vs. Rice)
Runs Allowed:	6	Bordes (2/7 vs. FSU)
Walks:	5	Mousser (3/5 vs. ECU)
Strikeouts:	10	Bordes (2/24 vs. Arizona)
Hits Allowed (S):	9	Mousser (3/12 vs. Tulane)
Fewest Hits (S):	0	Mousser (2/27 vs. UConn)
Wild Pitches:	1 - 3x	Averill (3/5 vs. ECU)
Hit Batters:	2	Mousser (2/13 vs. CSUN)
Balks:	1 - 3x	Zinicola (2/29 vs. UConn)

### Runners in Scoring Position

Player	Avg	AB	H	RBI
Chris Cook	.600	5	3	6
Joel Bocchi	.500	10	5	3
Nick Walsh	.455	11	5	7
Travis Buck	.429	28	12	22
Dustin Pedroia	.379	29	11	19
Tuffy Gosewisch	.348	23	8	10
Colin Curtis	.320	25	8	13
Joe Persichina	.286	21	6	7
Zechry Zinicola	.273	11	3	6
Nick Cadena	.250	12	3	3
Ryan McKenna	.250	8	2	3
Jeff Larish	.244	41	10	19
x-Frank Mesa	.200	15	3	4
Seth Dhaenens	.200	10	2	2
Josh Asanovich	.176	17	3	10
Totals	.316	266	84	134

### Bases Loaded

Player	Avg	AB	H	RBI
Joel Bocchi	1.000	1	1	2
Travis Buck	.833	6	5	11
Tuffy Gosewisch	.667	6	4	8
Dustin Pedroia	.500	4	2	6
Josh Asanovich	.400	5	2	7
Jeff Larish	.333	6	2	5
Joe Persichina	.333	3	1	4
x-Frank Mesa	.333	3	1	2
Colin Curtis	.200	5	1	2
Nick Walsh	.000	2	0	0
Totals	.404	47	19	49





# Sun Devil Baseball 2004

## Games With At Least One Hit

Asanovich	9 of 13 games
Buck	15 of 20 games
Bocchi	6 of 11 games
Cadena	4 of 16 games
Cook	4 of 10 games
Curtis	15 of 20 games
Dhaenens	5 of 12 games
Gosewisch	15 of 20 games
Holiday	0 of 0 games
Larish	15 of 20 games
McKenna	2 of 8 games
Mesa	6 of 14 games
Pedroia	17 of 20 games
Persichina	10 of 18 games
Walsh	10 of 17 games
Zinicola	4 of 7 games

\*must be an official at-bat to count

## Games With An RBI

Asanovich	5 of 13 games
Buck	12 of 20 games
Bocchi	2 of 11 games
Cadena	3 of 16 games
Cook	2 of 10 games
Curtis	7 of 20 games
Dhaenens	2 of 11 games
Gosewisch	8 of 20 games
Holiday	0 of 0 games
Larish	11 of 20 games
McKenna	2 of 8 games
Mesa	5 of 14 games
Pedroia	11 of 20 games
Persichina	7 of 18 games
Walsh	4 of 17 games
Zinicola	5 of 7 games

\*may reflect walk with an RBI

## Extra Base Hits

Pedroia	16
Buck	14
Larish	10
Gosewisch	7
Curtis	6
Cook	4
Persichina	4
Asanovich	3
McKenna	2
Walsh	2
Zinicola	2
Dhaenens	1
Bocchi	1
Mesa	1
Cadena	0
Holiday	0

## Home Run Breakdown

Total Home Runs	21
Solo Home Runs	10
2-Run Home Runs	9
3-Run Home Runs	1
Grand Slams	1
Back-to-Back	0
First Inning	5
Second Inning	2
Third Inning	3
Fourth Inning	0
Fifth Inning	2
Sixth Inning	2
Seventh Inning	2
Eighth Inning	4
Ninth Inning	1
Tenth or later	0
Pinch-Hit Home Runs	0

## Breaking Down the Bullpen:

2004 Season Bullpen Stats							1st Batters		Last Relief App.	IP	H	R	ER	BB	SO
Pitcher	G	W-L-S	ERA	IP	H	R-ER	RI/S	Retired/Faced							
Andes	7	2-0-1	2.79	9.2	7	3-3	5/2	2/6	3/13 vs. TUL	2.2	1	0	0	1	1
Averill	8	2-0	2.01	22.1	11	5-5	7/3	4/8	3/14 vs. TUL (w)	2.1	2	1	1	1	1
Bordes	1	0-0	9.00	2.0	3	2-2	0/0	1/1	2/15 vs. OKLA	2.0	3	2	2	1	3
Blake	5	0-0-1	7.36	7.1	11	8-6	3/2	2/5	3/7 vs. ECU	0.2	2	2	2	0	0
Bresnehan	9	3-0-4	1.50	18.0	9	5-3	5/3	5/9	3/14 vs. TUL (s)	2.0	1	0	0	0	2
Cassa	3	0-0-1	7.50	6.0	8	5-5	7/2	2/3	3/13 vs. TUL	0.2	3	2	2	0	0
Hall	0	0-0	0.00	0.0	0	0-0	0/0	0/0							
Marotz	5	0-0	6.75	5.1	7	4-4	5/1	2/5	3/7 vs. ECU	0.1	0	0	0	0	0
Urquidez	0	0-0	0.00	0.0	0	0-0	0/0	0/0							
Webb	3	0-0	4.50	2.0	1	1-1	2/0	3/3	3/14 vs. TUL	0.1	0	0	0	0	0
Zinicola	4	1-1-1	5.14	7.0	9	5-4	0/0	3/4	2/29 vs. UConn	2.0	4	3	2	2	2

RI = Runners Inherited S = Runners Scored

## Charting The Bullpen:

Opponent	Date	W-L-S	Pitchers	Inn.	IP	H	R-ER	BB	SO
Florida State	2/6	W	Zinicola	8th	2.0	1	0-0	1	2
Florida State	2/7	W	Marotz/Cassa/Averill/Bresnehan	1st	8.1	7	3-3	5	5
Florida State	2/8	S	Bresnehan/Blake/Andes	6th	4.0	3	5-3	8	8
CS Northridge	2/13	W	Averill	7th	2.2	0	0-0	0	3
Utah	2/14	---	Marotz/Webb	7th	3.0	2	0-0	1	4
Oklahoma	2/15	---	Bresnehan/Andes/Bordes	6th	3.2	4	3-3	3	5
Gonzaga	2/16	W/S	Bresnehan/Zinicola	3rd	7.0	6	0-0	1	11
Lamar	2/20	L	Averill/Zinicola	5th	3.2	3	2-2	1	1
Memphis	2/21	S	Blake	7th	3.0	1	0-0	0	0
Arizona	2/24	S	Bresnehan	7th	3.0	0	0-0	1	5
UConn	2/27	---	Blake/Andes/Webb/Marotz	6th	4.0	3	2-2	8	5
UConn	2/28	W	Bresnehan/Averill	5th	5.0	2	2-0	5	6
UConn	2/29	---	Averill/Zinicola/Marotz/Blake	4th	6.0	13	10-10	3	6
ECU	3/5	W/S	Averill/Andes/Bresnehan	6th	3.2	5	3-3	0	3
ECU	3/6	S	Bresnehan	8th	2.0	1	0-0	0	2
ECU	3/7	W/S	Andes/Marotz/Blake/Cassa	4th	6.0	8	5-5	1	4
Tulane	3/12	---	Averill	5th	4.2	0	0-0	0	4
Tulane	3/13	---	Cassa/Andes	6th	3.1	4	2-2	1	1
Tulane	3/14	W/S	Averill/Webb/Bresnehan	5th	4.2	3	1-1	1	2

## Starters vs. The Bullpen

		W-L	IP	H	R	ER	BB	SO
Starting Pitchers	2.99 ERA	9-2	99.1	78	42	33	46	89
		W-L-S	IP	H	R	ER	BB	SO
Relief Pitchers	3.73 ERA	8-1-8	79.2	66	38	33	39	78



# Sun Devil Baseball 2004

## Sun Devil Pitchers – Career Game-by-Game

### Quentin Andes • RHP • #21

2004	Opp	S/R	W/L	IP	H	R	ER	BB-SO
2/8	FSU (#18)	R	S	2.1	1	0	0	2-4
2/15	OKLA	R	---	1.1	1	1	1	1-1
2/27	UConn	R	---	1.0	1	1	1	3-2
3/5	ECU (#18)	R	W	0.2	1	0	0	0-0
3/7	ECU (#18)	R	W	1.2	2	1	1	1-2
3/13	Tulane (#11)	R	---	2.2	1	0	0	1-1
Season Totals		6	2-0-1	9.2	7	3	3	8-10

### Pat Cassa • LHP • #26

2004	Opp	S/R	W/L	IP	H	R	ER	BB-SO
2/7	FSU (#18)	R	---	2.0	1	1	1	1-2
2/15	OKLA	R	L	5.1	5	3	3	1-2
2/21	Memphis	S	W	6.0	1	0	0	2-9
2/28	UConn	S	---	4.0	5	3	1	3-4
3/7	ECU (#18)	R	S	3.1	4	2	2	0-2
3/13	Tulane (#11)	R	---	0.2	3	2	2	0-0
Season Totals		6	1-1-1	21.1	19	11	9	7-19

### Jason Urquidez • RHP • #34

2004	Opp	S/R	W/L	IP	H	R	ER	BB-SO
2/8	FSU (#18)	S	W	5.0	6	1	1	3-9
2/14	Utah	S	W	6.0	3	0	0	2-7
2/22	Rice (#1)	S	W	9.0	3	1	1	2-7
2/29	UConn	S	W	3.0	3	1	1	1-1
3/6	ECU (#18)	S	W	7.0	5	4	3	3-4
3/12	Tulane (#11)	S	W	5.2	4	1	1	5-5
Season Totals		6	6-0	35.2	24	8	7	16-33

### Jeff Mousser • RHP • #35

2004	Opp	S/R	W/L	IP	H	R	ER	BB-SO
2/6	FSU (#18)	S	---	7.0	3	1	1	1-3
2/13	CSUN	S	---	6.1	4	3	1	1-6
2/20	Lamar	S	---	4.1	6	3	3	1-3
2/27	UConn	S	W	5.0	0	0	0	3-2
3/5	ECU (#18)	S	---	5.1	5	3	3	5-1
3/12	Tulane (#11)	S	L	4.1	9	5	3	1-3
Season Totals		6	1-1	32.1	27	15	11	12-18

2003	Opp	S/R	W/L	IP	H	R	ER	BB-SO
1/30	Arizona	S	W	6.1	6	2	2	2-0
2/6	ASU	S	---	5.2	7	5	3	1-3
2/15	Cal Poly	S	W	8.0	5	1	1	2-6
2/27	Wash. State	S	W	9.0	5	0	0	1-5
3/6	TCU	S	---	4.0	10	5	2	2-2
3/13	UNM	S	L	4.0	11	13	13	2-4
3/20	UNLV	S	L	9.0	5	6	5	1-6
3/27	Utah	S	---	2.0	2	2	2	1-4
4/3	SDSU	S	L	8.0	4	2	2	2-6
4/10	Air Force	S	W	8.0	8	2	2	1-8
4/17	UNM	S	L	5.0	9	6	6	1-3
4/24	UNLV	S	L	3.2	6	8	7	3-4
5/1	Utah	S	W	6.0	5	2	2	0-2
5/8	SDSU	S	L	5.2	13	9	8	1-2
5/15	Air Force	S	---	3.2	8	8	7	1-2
5/22	SDSU	S	L	7.2	13	6	6	1-7
Season Totals		16	5-7	95.2	117	77	68	22-73

2002	Opp	S/R	W/L	IP	H	R	ER	BB-SO
1/25	TU	R	L	3.0	4	4	3	2-4
1/31	UCI	R	W	7.2	2	0	0	3-6
2/4	UCSB	R	---	2.0	5	4	3	2-1
2/12	Stanford	R	---	1.1	1	0	0	0-1
2/15	Pacific	R	---	0.2	1	1	1	0-1
2/21	Hawaii	R	W	5.0	2	0	0	2-6
3/12	UNLV	S	W	5.0	3	1	1	4-5
3/21	SDSU	S	L	3.2	10	13	2	3-4
3/29	Air Force	S	W	7.0	3	2	1	1-3
4/4	Utah	S	W	8.1	8	2	2	1-10
4/11	UNM	S	W	5.0	10	8	7	1-4
4/18	SDSU	S	L	3.0	7	6	6	5-4
4/25	Air Force	S	W	8.1	5	2	2	1-10
5/2	UNLV	S	L	4.0	13	7	6	2-3
5/9	Utah	S	W	6.0	10	4	4	2-3
5/16	UNM	S	---	6.0	12	7	5	1-6
5/22	Air Force	S	W	6.0	7	3	3	2-1
5/25	SDSU	R	---	0.1	0	0	0	1-0
5/31	USC	S	---	8.0	6	4	3	5-1
Season Totals		19	9-4	90.1	109	68	49	38-73

2001	Opp	S/R	W/L	IP	H	R	ER	BB-SO
2/3	Fresno St.	R	---	3.0	3	0	0	1-0
2/9	California	R	---	0.1	0	0	0	0-0
2/23	Illinois	R	---	1.0	0	0	0	0-1
3/3	UNM	R	---	2.0	2	0	0	1-2
3/9	SDSU	R	---	0.2	1	0	0	0-1
3/22	Air Force	R	---	2.0	5	4	4	1-0
4/2	SU	R	W	6.0	7	3	3	2-8
4/5	Utah	R	---	2.1	5	5	4	0-3
4/16	SU	R	---	4.1	10	8	6	1-5
4/20	Utah	R	W	4.2	4	2	2	0-6
5/4	ORU	S	W	6.0	3	0	0	4-4
5/17	Utah	S	---	4.1	7	8	7	1-5
Season Totals		12	3-0	36.2	47	30	26	11-35

\*\*2001-03 played at BYU\*\*

### Zechry Zinicola • RHP • #37

2004	Opp	S/R	W/L	IP	H	R	ER	BB-SO
2/6	FSU (#18)	R	W	2.0	1	0	0	1-2
2/16	Gonzaga	R	S	2.0	3	0	0	0-4
2/20	Lamar	R	L	1.0	2	2	2	1-1
2/29	UConn	R	---	2.0	4	3	2	2-2
3/7	ECU (#18)	S	---	3.0	1	0	0	1-3
Season Totals		5	1-1-1	10.0	11	5	4	5-12

### Pat Bresnehan • RHP • #40

2004	Opp	S/R	W/L	IP	H	R	ER	BB-SO
2/7	FSU (#18)	R	W	0.2	0	0	0	0-0
2/8	FSU (#18)	R	---	0.0	1	3	3	3-0
2/15	OKLA	R	---	0.1	0	0	0	0-1
2/16	Gonzaga	R	W	5.0	4	0	0	1-7
2/24	ARIZ (#16)	R	S	3.0	0	0	0	1-5
2/28	UConn	R	W	4.0	2	2	0	4-5
3/5	ECU (#18)	R	S	1.0	0	0	0	0-1
3/6	ECU (#18)	R	S	2.0	1	0	0	0-2
3/14	Tulane (#11)	R	S	2.0	1	0	0	0-2
Season Totals		9	3-0-4	18.0	9	5	3	9-23

### Josh Blake • LHP • #41

2004	Opp	S/R	W/L	IP	H	R	ER	BB-SO
2/8	FSU (#18)	R	---	1.2	1	2	0	3-4
2/21	Memphis	R	S	3.0	0	0	0	0-0
2/27	UConn	R	---	1.0	1	0	0	1-0
2/29	UConn	R	---	1.0	6	4	4	0-0
3/7	ECU (#18)	R	---	0.2	2	2	2	0-0
Season Totals		5	0-0-1	7.1	11	8	6	4-4

### Erik Averill • LHP • #45

2004	Opp	S/R	W/L	IP	H	R	ER	BB-SO
2/7	FSU (#18)	R	---	5.0	4	1	1	3-3
2/13	CSUN	R	W	2.2	0	0	0	0-3
2/16	Gonzaga	S	---	2.0	5	7	5	2-2
2/20	Lamar	R	---	2.2	1	0	0	0-0
2/28	UConn	R	---	1.0	0	0	0	1-1
2/29	UConn	R	---	2.0	0	0	0	1-2
3/5	ECU (#18)	R	---	2.0	4	3	3	0-2
3/12	Tulane (#11)	R	---	4.2	0	0	0	0-4
3/14	Tulane (#11)	R	W	2.1	2	1	1	1-1
Season Totals		9	2-0	24.1	16	12	10	7-18

2003	Opp	S/R	W/L	IP	H	R	ER	BB-SO
1/18	UHH	S	W	7.1	1	2	0	1-7
1/26	SDSU	S	W	4.0	1	0	0	0-4
2/2	LBSU	S	W	6.2	6	2	0	1-1
2/8	BYU	S	---	2.1	6	4	4	1-1
2/17	Gonzaga	S	---	2.0	4	3	3	2-2
2/21	Dayton	R	---	2.0	0	1	0	1-1
2/28	PSU	R	W	5.2	3	0	0	0-6
3/6	CSUN	S	W	6.0	7	2	2	1-5
3/16	Oklahoma	S	W	5.0	3	1	0	2-3
3/22	Stanford	S	---	4.0	7	2	2	0-5
3/29	USC	S	---	6.0	7	5	5	0-3
4/7	GCU	R	---	1.0	0	0	0	0-1
4/11	California	S	W	7.0	10	2	2	3-0
4/17	UCLA	S	---	2.2	6	5	5	0-1
4/27	WSU	R	---	1.0	0	0	0	1-0
4/30	Oklahoma	S	---	3.0	4	2	2	2-2
5/17	Washington	S	L	5.0	5	5	5	1-4
5/24	Arizona	S	W	7.0	7	0	0	1-6
6/1	UNLV	R	---	2.0	1	0	0	0-1
6/6	CSF	S	L	6.1	9	5	5	1-8
Season Totals		20	8-2	86.0	87	41	35	18-61

### Ty Marotz • RHP • #47

2004	Opp	S/R	W/L	IP	H	R	ER	BB-SO
2/7	FSU (#18)	R	---	0.2	2	1	1	1-0
2/14	Utah	R	---	2.0	1	0	0	0-3
2/27	UConn	R	---	1.1	1	0	0	1-1
2/29	UConn	R	---	1.0	3	3	3	0-2
3/7	ECU (#18)	R	---	0.1	0	0	0	0-0
Season Totals		5	0-0	5.1	7	4	4	2-6

### Brett Bordes • LHP • #49

2004	Opp	S/R	W/L	IP	H	R	ER	BB-SO
2/7	FSU (#18)	S	---	0.2	4	6	6	3-2
2/15	OKLA	R	---	2.0	3	2	2	1-3
2/24	ARIZ (#16)	S	W	6.0	3	0	0	3-10
3/14	Tulane (#11)	S	---	4.1	3	0	0	3-6
Season Totals		4	1-0	13.0	13	8	8	10-21

2003	Opp.	S/R	W/L	IP	H	R	ER	BB-SO
1/16	UHH	R	---	1.2	0	0	0	2-2
1/19	UHH - 2	R	---	1.0	1	1	1	1-1
1/26	SDSU	R	---	0.1	1	0	0	1-0
1/31	LBSU	R	---	0.1	2	1	1	0-0
2/8	BYU	R	---	1.1	0	0	0	0-3
2/15	Okla. State	R	---	2.0	2	1	1	3-2
2/22	ND	R	---	2.1	1	0	0	2-3
3/2	PSU	R	---	0.2	2	0	0	0-2
3/9	CSUN	R	---	2.0	0	0	0	1-1
3/14	Oklahoma	R	---	1.0	1	0	0	1-1
3/16	Oklahoma	R	---	1.0	1	1	1	0-2
3/19	Wichita St.	R	---	1.0	1	2	2	1-0
3/23	Stanford	R	---	1.0	0	0	0	0-0
3/24	Stanford	R	---	0.1	1	0	0	1-0
3/28	USC	R	W	0.1	0	0	0	0-0
3/30	USC	R	---	0.1	2	1	1	1-0
4/2	N. Mexico	R	---	0.2	1	1	1	2-2
4/13	Cal - 2	R	---	1.0	0	0	0	2-0
4/17	UCLA	R	---	0.2	0	0	0	0-1
4/18	UCLA	R	L	1.0	0	1	1	0-1
4/26	WSU	R	---	0.1	0	0	0	2-0
4/27	WSU	R	---	1.0	1	0	0	1-2
5/14	Oregon St.	R	---	1.0	3	2	0	0-1
5/18	UW	R	---	2.0	0	0	0	3-1
5/25	Arizona	R	---	0.2	0	1	1	2-1
6/1	UNLV	R	---	1.0	0	0	0	0-1
6/8	CSF	R	---	2.0	0	0	0	2-1
Season Totals:		27	1-1	28.0	21	12	10	28-21

# Sun Devil Baseball 2004

## Sun Devil Miscellaneous Hitting Statistics

Stats By Position			Stats By Order			Record By Margin				Big Innings	
Pos.	HR	RBI	Pos.	HR	RBI	No.	Total	H	A	Runs	No.
C	1	12	1	4	23	1R	3-1	3-0	0-1	2	13
1B	2	12	2	6	34	2R	3-1	2-1	1-0	3	13
2B	0	16	3	1	16	3R	1-0	1-0	0-0	4	4
3B	0	5	4	3	17	4R	2-0	2-0	0-0	5	2
SS	4	23	5	4	15	5R	0-0	0-0	0-0	6	3
LF	2	20	6	2	16	6R	1-1	1-0	0-1	7	3
CF	4	18	7	0	9	7R	2-0	1-0	1-0	8	0
RF	6	31	8	1	12	8R	1-0	1-0	0-0	9	0
DH	2	14	9	0	13	9R	0-0	0-0	0-0	10+	0
PH	0	4	Tot.	21	155	10+R	4-0	2-0	2-0	Tot.	38
Tot.	21	150				Tot.	17-3	13-1	4-2		

'A' includes neutral

## How the Sun Devils Have Scored:

0-Out Runs	1-Out Runs	2-Out Runs	Total Runs	Two-Out RBI
25	72	70	167	65

## Home Runs By ASU (21)

Player	Date	Opp.	Pitcher	Runners
Curtis	2/7	FSU	James	Solo
Pedroia	2/20	Lamar	Rinando	Solo
Curtis	2/21	Memphis	Hankins	Solo
Persichina	2/21	Memphis	Kines	Solo
Buck	2/22	Rice	Niemann	2-run
Curtis	2/27	UConn	Hourigan	3-run
Buck	2/27	UConn	Potvin	2-run
Pedroia	2/28	UConn	James	GS
Zinicola	2/28	UConn	Norton	2-run
Curtis	2/28	UConn	Gary	2-run
Larish	2/29	UConn	Tucci	2-run
Buck	2/29	UConn	McGinn	2-run
Buck	3/5	ECU	Taylor	Solo
Gosewisch	3/5	ECU	Taylor	Solo
Zinicola	3/5	ECU	Flye	2-run
Pedroia	3/6	ECU	Bunn	Solo
Buck	3/6	ECU	Harrell	Solo
Buck	3/7	ECU	Brooks	Solo
Buck	3/12	Tulane	Latham	2-run
Pedroia	3/13	Tulane	Crowel	Solo
Pedroia	3/13	Tulane	Charron	Solo

## Home Runs By Opponents (13)

Player	Date	Team	Pitcher	Runners
Martinez	2/7	FSU	Bordes	2-run
Smith	2/7	FSU	Bordes	3-run
Drew	2/7	FSU	Marotz	Solo
Martinez	2/7	FSU	Cassa	Solo
Thornton	2/15	OKLA	Andes	2-run
Cantu	2/20	Lamar	Mousser	Solo
D'Argento	2/29	UConn	Urquidez	Solo
Mocerino	2/29	UConn	Marotz	3-run
Jones	3/5	ECU	Averill	3-run
Norwood	3/6	ECU	Urquidez	2-run
T. Lawhorn	3/6	ECU	Urquidez	Solo
Norwood	3/7	ECU	Andes	Solo
Grace	3/7	ECU	Cassa	3-run

## Series Pitching Breakdown:

	W-L	ERA	IP	H	R	ER	BB	SO
Florida State	3-0	4.67	27.0	24	16	14	21	29
Surprise	2-1	2.33	27.0	18	9	7	7	27
Rice Tourney	2-1	2.08	26.0	14	6	6	6	20
UConn	3-0	4.33	27.0	26	18	13	23	24
ECU	3-0	4.67	27.0	25	15	14	10	17
Tulane	2-1	2.33	27.0	23	9	7	11	22
Okla. St.	0-0	0.00	0.0	0	0	0	0	0
California	0-0	0.00	0.0	0	0	0	0	0
Washington	0-0	0.00	0.0	0	0	0	0	0
USC	0-0	0.00	0.0	0	0	0	0	0
ORU	0-0	0.00	0.0	0	0	0	0	0
UCLA	0-0	0.00	0.0	0	0	0	0	0
Wash. St.	0-0	0.00	0.0	0	0	0	0	0
Wichita St.	0-0	0.00	0.0	0	0	0	0	0
NMSU	0-0	0.00	0.0	0	0	0	0	0
OSU	0-0	0.00	0.0	0	0	0	0	0
Arizona	0-0	0.00	0.0	0	0	0	0	0
Stanford	0-0	0.00	0.0	0	0	0	0	0

## Series Batting Breakdown:

	AVG	AB	R	H	RBI	2B-3B-HR	BB-SO
Florida State	.269	108	24	29	24	13-0-1	23-18
Surprise	.287	101	24	29	18	8-0-0	23-21
Rice Tourney	.250	92	14	23	11	4-0-4	12-24
UConn	.442	120	52	53	51	11-1-7	27-14
ECU	.326	89	20	29	20	5-0-6	18-13
Tulane	.283	99	19	28	19	5-0-3	17-15
Okla. St.	.000	0	0	0	0	0-0-0	0-0
California	.000	0	0	0	0	0-0-0	0-0
Washington	.000	0	0	0	0	0-0-0	0-0
USC	.000	0	0	0	0	0-0-0	0-0
ORU	.000	0	0	0	0	0-0-0	0-0
UCLA	.000	0	0	0	0	0-0-0	0-0
Wash. St.	.000	0	0	0	0	0-0-0	0-0
Wichita St.	.000	0	0	0	0	0-0-0	0-0
NMSU	.000	0	0	0	0	0-0-0	0-0
OSU	.000	0	0	0	0	0-0-0	0-0
Arizona	.000	0	0	0	0	0-0-0	0-0
Stanford	.000	0	0	0	0	0-0-0	0-0

## Pinch-Hitting Statistics:

Player	AB	AVG	H	2B	3B	HR	RBI
Asanovich	1	1.000	1	0	0	0	0
Bocchi	3	.667	2	0	0	0	0
Cook	6	.333	2	2	0	0	2
Walsh	5	.200	1	0	0	0	0
McKenna	6	.167	1	0	0	0	1
Cadena	11	.182	2	0	0	0	0
Zinicola	2	.000	0	0	0	0	1
Mesa	2	.000	0	0	0	0	0
Cosentino	1	.000	0	0	0	0	0
Dhaenens	0	.000	0	0	0	0	0
Schoenberger	2	.000	0	0	0	0	0
Totals:	41	.220	9	2	0	0	4

## Batted Around (12):


At-Bats	Opponent	Inning	Date
9	Florida State	4th	2/8
9	CS Northridge	7th	2/13
12	CS Northridge	8th	2/13
9	Utah	5th	2/14
11	Gonzaga	1st	2/16
11	UConn	3rd	2/27
10	UConn	3rd	2/28
10	UConn	5th	2/28
9	UConn	6th	2/28
9	UConn	2nd	2/29
9	UConn	3rd	2/29
9	UConn	4th	2/29

## Game Winning RBI:

Buck	5
Gosewisch	2
Persichina	2
Pedroia	2
Curtis	1
Zinicola	1
Larish	1
Zinicola	1
Walsh	1



# Sun Devil Baseball 2004



## Starting Lineups By Batting Order

Date	Opponent	No. (Time)	Record	1	2	3	4	5	6	7	8	9
2/6	Florida State	1 (1)	1-0	Pedroia	Larish	Buck	Gosewisch	Mesa	Asanovich	Persichina	Curtis	Walsh
2/7	Florida State	2 (1)	1-0	Pedroia	Larish	Buck	Gosewisch	Mesa	McKenna	Asanovich	Curtis	Persichina
2/8	Florida State	3 (1)	1-0	Pedroia	Buck	Larish	Cadena	Gosewisch	Curtis	Asanovich	Persichina	Mesa
2/13	CS Northridge	4(1)	1-0	Pedroia	Buck	Larish	Bocchi	Mesa	Gosewisch	Curtis	Asanovich	Persichina
2/14	Utah	4(2)	2-0	Pedroia	Buck	Larish	Bocchi	Mesa	Gosewisch	Curtis	Asanovich	Persichina
2/15	Oklahoma	5 (1)	0-1	Pedroia	Buck	Larish	Bocchi	Cook	Gosewisch	Curtis	Asanovich	Mesa
2/16	Gonzaga	4 (3)	3-0	Pedroia	Buck	Larish	Bocchi	Mesa	Gosewisch	Curtis	Asanovich	Persichina
2/20	Lamar	6 (1)	0-1	Pedroia	Buck	Larish	Bocchi	Gosewisch	Curtis	Persichina	Asanovich	Dhaenens
2/21	Memphis	7 (1)	1-0	Pedroia	Buck	Larish	Zinicola	Curtis	Persichina	Gosewisch	Dhaenens	Walsh
2/22	Rice	8 (1)	1-0	Pedroia	Buck	Larish	Bocchi	Curtis	Persichina	Gosewisch	Dhaenens	Walsh
2/24	Arizona	9 (1)	1-0	Pedroia	Buck	Larish	Zinicola	Curtis	Persichina	Gosewisch	Mesa	Walsh
2/27	UConn	9 (2)	2-0	Pedroia	Buck	Larish	Zinicola	Curtis	Persichina	Gosewisch	Mesa	Walsh
2/28	UConn	10 (1)	1-0	Pedroia	Buck	Larish	Zinicola	Curtis	Persichina	Gosewisch	Walsh	Dhaenens
2/29	UConn	11 (1)	1-0	Pedroia	Buck	Larish	Cadena	Curtis	Cook	Gosewisch	Dhaenens	Asanovich
3/5	ECU	12 (1)	1-0	Pedroia	Buck	Larish	Zinicola	Gosewisch	Cook	Curtis	Asanovich	Mesa
3/6	ECU	13 (1)	1-0	Pedroia	Buck	Larish	McKenna	Curtis	Persichina	Gosewisch	Walsh	Mesa
3/7	ECU	14 (1)	1-0	Pedroia	Buck	Larish	Bocchi	Curtis	Persichina	Gosewisch	Walsh	Dhaenens
3/12	Tulane	14 (2)	1-1	Pedroia	Buck	Larish	Bocchi	Curtis	Persichina	Gosewisch	Walsh	Dhaenens
3/13	Tulane	15 (1)	1-0	Pedroia	Walsh	Buck	Larish	Gosewisch	Curtis	Persichina	Cadena	Dhaenens
3/14	Tulane	15 (2)	2-0	Pedroia	Walsh	Buck	Larish	Gosewisch	Curtis	Persichina	Cadena	Dhaenens
3/16	Okla. State											
3/17	Okla. State											
3/19	California											
3/20	California											
3/21	California											
3/26	Washington											
3/27	Washington											
3/28	Washington											
4/2	USC											
4/3	USC											
4/4	USC											
4/8	Oral Roberts											
4/9	Oral Roberts											
4/10	Oral Roberts											
4/12	Arizona											
4/16	UCLA											
4/17	UCLA											
4/18	UCLA											
4/23	Wash. State											
4/24	Wash. State											
4/25	Wash. State											
4/27	Wichita St.											
4/28	Wichita St.											
5/3	NMSU											
5/4	NMSU											
5/14	Oregon St.											
5/15	Oregon St.											
5/16	Oregon St.											
5/18	New Mexico											
5/19	NMSU											
5/21	Arizona											
5/22	Arizona											
5/23	Arizona											
5/28	Stanford											
5/29	Stanford											
5/30	Stanford											

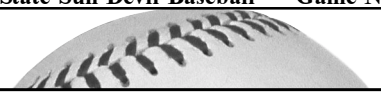
**Total Number of Different Batting Lineups: 15**

**Most Common Lineup by Batting Order: #4 (3 times)**





# Sun Devil Baseball 2004



## Starting Lineups By Defensive Lineup

Date	Opponent	No. (Time)	Record	C	1B	2B	3B	SS	LF	CF	RF	DH
2/6	Florida State	1 (1)	1-0	Gosewisch	Persichina	Asanovich	Mesa	Pedroia	Larish	Curtis	Buck	Walsh
2/7	Florida State	2 (1)	1-0	Gosewisch	Persichina	Asanovich	Mesa	Pedroia	Larish	Curtis	Buck	McKenna
2/8	Florida State	3 (1)	1-0	Gosewisch	Persichina	Asanovich	Mesa	Pedroia	Larish	Curtis	Buck	Cadena
2/13	CS Northridge	4 (1)	1-0	Gosewisch	Persichina	Asanovich	Mesa	Pedroia	Larish	Curtis	Buck	Bocchi
2/14	Utah	4 (2)	2-0	Gosewisch	Persichina	Asanovich	Mesa	Pedroia	Larish	Curtis	Buck	Bocchi
2/15	Oklahoma	5 (1)	0-1	Gosewisch	Cook	Asanovich	Mesa	Pedroia	Larish	Curtis	Buck	Bocchi
2/16	Gonzaga	4 (3)	3-0	Gosewisch	Persichina	Asanovich	Mesa	Pedroia	Larish	Curtis	Buck	Bocchi
2/20	Lamar	6 (1)	0-1	Gosewisch	Persichina	Asanovich	Dhaenens	Pedroia	Larish	Curtis	Buck	Bocchi
2/21	Memphis	7 (1)	1-0	Gosewisch	Persichina	Walsh	Dhaenens	Pedroia	Larish	Curtis	Buck	Zinicola
2/22	Rice	8 (1)	1-0	Gosewisch	Persichina	Walsh	Dhaenens	Pedroia	Larish	Curtis	Buck	Bocchi
2/24	Arizona	9 (1)	1-0	Gosewisch	Persichina	Walsh	Mesa	Pedroia	Larish	Curtis	Buck	Zinicola
2/27	UConn	9 (2)	2-0	Gosewisch	Persichina	Walsh	Mesa	Pedroia	Larish	Curtis	Buck	Zinicola
2/28	UConn	7 (2)	2-0	Gosewisch	Persichina	Walsh	Dhaenens	Pedroia	Larish	Curtis	Buck	Zinicola
2/29	UConn	10 (1)	1-0	Gosewisch	Cook	Asanovich	Dhaenens	Pedroia	Larish	Curtis	Buck	Cadena
3/5	ECU	11 (1)	1-0	Gosewisch	Cook	Asanovich	Mesa	Pedroia	Larish	Curtis	Buck	Zinicola
3/6	ECU	12 (1)	1-0	Gosewisch	Persichina	Walsh	Mesa	Pedroia	Larish	Curtis	Buck	McKenna
3/7	ECU	13 (1)	1-0	Gosewisch	Persichina	Walsh	Dhaenens	Pedroia	Larish	Curtis	Buck	Bocchi
3/12	Tulane	13 (2)	0-1	Gosewisch	Persichina	Walsh	Dhaenens	Pedroia	Larish	Curtis	Buck	Bocchi
3/13	Tulane	14 (1)	1-0	Gosewisch	Persichina	Walsh	Dhaenens	Pedroia	Larish	Curtis	Buck	Cadena
3/14	Tulane	14 (2)	2-0	Gosewisch	Persichina	Walsh	Dhaenens	Pedroia	Larish	Curtis	Buck	Cadena
3/16	Okla. State											
3/17	Okla. State											
3/19	California											
3/20	California											
3/21	California											
3/26	Washington											
3/27	Washington											
3/28	Washington											
4/2	USC											
4/3	USC											
4/4	USC											
4/8	Oral Roberts											
4/9	Oral Roberts											
4/10	Oral Roberts											
4/12	Arizona											
4/16	UCLA											
4/17	UCLA											
4/18	UCLA											
4/23	Wash. State											
4/24	Wash. State											
4/25	Wash. State											
4/27	Wichita St.											
4/28	Wichita St.											
5/3	NMSU											
5/4	NMSU											
5/14	Oregon St.											
5/15	Oregon St.											
5/16	Oregon St.											
5/18	New Mexico											
5/19	NMSU											
5/21	Arizona											
5/22	Arizona											
5/23	Arizona											
5/28	Stanford											
5/29	Stanford											
5/30	Stanford											

**Total Number of Different Defensive Lineups: 14**

**Most Common Lineup by Defense: #4 (3 times)**



# Sun Devil Baseball 2004

## Game-by-Game Capsules:

### GAME 1

#### #10 SUN DEVILS 2, #18 Florida State 1

Feb. 6, 2004 at Packard Stadium

	<u>1</u>	<u>2</u>	<u>3</u>	<u>4</u>	<u>5</u>	<u>6</u>	<u>7</u>	<u>8</u>	<u>9</u>		<u>R</u>	<u>H</u>	<u>E</u>
FSU	0	0	1	0	0	0	0	0	0	-	1	4	2
ASU	0	0	0	0	0	0	0	0	2	-	2	7	0

W: Zinicola (1-0); L: Lynch (1-1); S: None

HR: None

Time: 2:50 Attendance: 3,087 Record: 1-0

**HIGHLIGHTS:** Junior catcher Tuffy Gosewisch drilled a two-out, two-run double with the bases loaded in the bottom of the ninth inning to give ASU a 2-1 victory over No. 18 FSU. The Devils had their NCAA record consecutive games scoring streak extended to 502 games with the clutch double and gave ASU an 26-2 record in season openers dating back to 1977. Starter Jeff Mousser and freshman reliever Zechry Zinicola combined to limit the Seminoles to only four singles and one run in the contest. Zinicola picked up the win in his collegiate debut with two shutout innings. Gosewisch was the offensive hero, going 2-for-4 with two doubles and Dustin Pedroia was 2-for-5 with a double and a stolen base.

### GAME 2

#### #10 SUN DEVILS 10, #18 Florida State 9

Feb. 7, 2004 at Packard Stadium

	<u>1</u>	<u>2</u>	<u>3</u>	<u>4</u>	<u>5</u>	<u>6</u>	<u>7</u>	<u>8</u>	<u>9</u>		<u>R</u>	<u>H</u>	<u>E</u>
FSU	6	1	0	1	1	0	0	0	0	-	9	11	2
ASU	0	1	3	1	0	1	0	1	3	-	10	12	0

W: Bresnehan (1-0); L: Lynch (1-2); S: None

HR: Curtis (1)

Time: 3:08 Attendance: 3,220 Record: 2-0

**HIGHLIGHTS:** For the second straight game, ASU pulled off the unbelievable, scoring three runs in the bottom of the ninth inning to earn a 10-9 victory over Florida State. Freshman Colin Curtis was 3-for-5 with four RBI, a solo home run and a two-run double in the ninth that tied the game at 9-9. Classmate Joe Persichina also had three hits, including the game-winner with a single to score Curtis with two outs in the ninth. After spotting FSU a 6-0 lead after the first, ASU's pitching calmed down to limit the Seminoles to only two runs over the final six innings. Sophomore Erik Averill gave up one run in five innings and freshman Pat Bresnehan picked up the win.

### GAME 3

#### #10 SUN DEVILS 12, #18 Florida State 6

Feb. 8, 2004 at Packard Stadium

	1	2	3	4	5	6	7	8	9		R	H	E
FSU	0	0	1	0	0	3	2	0	0	-	6	9	2
ASU	3	0	0	4	1	1	3	0	x	-	12	10	1

W: Urquidez (1-0); L: Sauls (0-1); S: Andes (1)

HR: None

Time: 3:29 Attendance: 3,386 Record: 3-0

**HIGHLIGHTS:** Sophomore Travis Buck was 3-for-3 with four RBI and starting pitcher Jason Urquidez registered nine strikeouts in five innings to lead the No. 10 Sun Devils to a series sweep over Florida State with a 12-6 win Sunday in front of 3,386 at Packard Stadium. Dustin Pedroia also added two doubles and three runs scored as the Devils earned their first ever sweep of the Seminoles and are off to a 3-0 start for the third straight year. Urquidez, a JC transfer from Central Arizona College, struck out five of the first eight batters he faced and went on to scatter six hits and allow only one run in five innings. Freshmen Josh Blake and Quentin Andes combined for eight strikeouts in the final four innings. Andes earned the save, allowing only one hit in 2.1 IP.

### GAME 4

#### #7 SUN DEVILS 13, CS Northridge 3

Feb. 13, 2004 at Surprise Stadium

	<b>1</b>	<b>2</b>	<b>3</b>	<b>4</b>	<b>5</b>	<b>6</b>	<b>7</b>	<b>8</b>	<b>9</b>		<b>R</b>	<b>H</b>	<b>E</b>
CSUN	0	1	1	0	0	0	1	0	0	-	3	4	4
ASU	1	0	0	1	0	1	3	7	x	-	13	13	3

W: Averill (1-0); L: Hochgesang (0-1); S: None

HR: None

Time: 3:20 Attendance: 892 Record: 4-0

**HIGHLIGHTS:** Junior shortstop Dustin Pedroia was 3-for-4 with a pair of doubles to lead ASU to a 13-3 victory over Cal State Northridge on Friday night in the third game of the 2004 Coca-Cola Surprise Spring Training Classic at Surprise Stadium. The Devils broke open a 3-3 game with a three-run seventh and a seven-run eighth. Colin Curtis added three hits and lefty reliever Erik Averill threw 2.2 innings of scoreless and hitless ball to pick up the victory.

### GAME 5

#### #7 SUN DEVILS 11, Utah 0

Feb. 14, 2004 at Surprise Stadium

	<u>1</u>	<u>2</u>	<u>3</u>	<u>4</u>	<u>5</u>	<u>6</u>	<u>7</u>	<u>8</u>	<u>9</u>		<u>R</u>	<u>H</u>	<u>E</u>
Utah	0	0	0	0	0	0	0	0	0	-	0	5	2
ASU	3	0	2	2	4	0	0	0	x	-	11	12	0

W: Urquidez (2-0); L: Mackay (0-1); S: None

HR: None

Time: 2:40 Attendance: 813 Record: 5-0

**HIGHLIGHTS:** Jason Urquidez struck out seven in six scoreless innings and junior shortstop Dustin Pedroia was 3-for-4 with two RBI to lead the No. 7 Sun Devils to a 11-0 victory over Utah in the Coca-Cola Spring Training Classic at Surprise Stadium. Urquidez improved to 2-0 on the year with six masterful innings. Pedroia extended his hitting streak to five game and has four consecutive multi-hit games after his 3-for-4 performance. Travis Buck was 2-for-2 with three runs scored and also had two walks.

### GAME 6

#### Oklahoma 6, #7 SUN DEVILS 0

Feb. 15, 2004 at Surprise Stadium

	<u>1</u>	<u>2</u>	<u>3</u>	<u>4</u>	<u>5</u>	<u>6</u>	<u>7</u>	<u>8</u>	<u>9</u>		<u>R</u>	<u>H</u>	<u>E</u>
OKLA	1	0	0	0	0	3	0	0	2	-	6	9	0
ASU	0	0	0	0	0	0	0	0	0	-	0	4	1

W: Purcey (1-0); L: Cassa (0-1); S: None

HR: Thornton (1)

Time: 2:41 Attendance: 1,370 Record: 5-1

**HIGHLIGHTS:** Oklahoma starting pitcher David Purcey allowed only one hit in seven shutout innings and combined with closer Jarod McAuliff to shut out No. 7 Arizona State for the first time in 506 games. The Sooners defeated the Sun Devils 6-0 on Sunday to close out the second annual Coca-Cola Spring Training Classic at Surprise Stadium. The Devils saw their NCAA record consecutive games scoring streak come to an end after having not been shutout since April 7, 1995 against USC. ASU had combined to go 338-167-1 during the streak, topping the previous NCAA record of 349 set by Coastal Carolina. ASU also suffered its first loss of the year to fall to 5-1.

### GAME 7

#### #7 SUN DEVILS 10, Gonzaga 7

Feb. 16, 2004 at Packard Stadium

	<u>1</u>	<u>2</u>	<u>3</u>	<u>4</u>	<u>5</u>	<u>6</u>	<u>7</u>	<u>8</u>	<u>9</u>		<u>R</u>	<u>H</u>	<u>E</u>
GU	0	4	3	0	0	0	0	0	0	-	7	11	3
ASU	7	0	0	1	1	0	0	1	x	-	10	12	4

W: Bresnehan (2-0); L: Monroe (0-1); S: Zinicola (1)

HR: None

Time: 3:00 Attendance: 2,172 Record: 6-1

**HIGHLIGHTS:** Dustin Pedroia had three doubles and freshman relief pitcher Pat Bresnehan had seven strikeouts in five innings to lead the No. 7 Sun Devils to a 10-7 non-conference victory over the Gonzaga Bulldogs Monday night at Packard Stadium. Bresnehan was impressive in his fourth stint of the early season. The hard-throwing right-hander struck out seven and allowed only four hits in five shutout innings to improve to 2-0 on the season. Classmate Zechry Zinicola scattered two hits and struck out four over the final two innings to pick up his first collegiate save.

### GAME 8

#### Lamar 5, #7 SUN DEVILS 4

Feb. 20, 2004 at Reckling Park

	<u>1</u>	<u>2</u>	<u>3</u>	<u>4</u>	<u>5</u>	<u>6</u>	<u>7</u>	<u>8</u>	<u>9</u>		<u>R</u>	<u>H</u>	<u>E</u>
ASU	2	1	0	0	0	0	0	1	0	-	4	9	2
LU	0	0	0	2	1	0	0	2	x	-	5	9	0

W: Stutes (2-0); L: Zinicola (0-1); S: None

HR: Pedroia (1)

Time: 2:32 Attendance: 3,108 Record: 6-2

**HIGHLIGHTS:** A two-run double by designated hitter Nick Klusaw in the bottom of the eighth inning gave the Lamar Cardinals a 5-4 victory over No. 7 Arizona State Friday afternoon at Reckling Park in the first day of the Coca-Cola Classic. ASU took a 4-3 lead after its half of the eighth, when freshman center fielder Colin Curtis stole home with two outs. Freshman closer Zechry Zinicola surrendered both runs in the eighth to take the loss and fall to 1-1 on the year. Dustin Pedroia was 3-for-5 with a solo home run for the Sun Devils in the loss.

### GAME 9

#### #7 SUN DEVILS 7, Memphis 0

Feb. 21, 2004 at Reckling Park

	1	2	3	4	5	6	7	8	9		R	H	E
MEM	0	0	0	0	0	0	0	0	0	-	0	2	1
ASU	3	0	0	1	0	2	1	0	x	-	7	9	0

W: Cassa (1-1); L: Hankins (0-1); S: Blake (1)

HR: Curtis (2), Persichina (1)

Time: 2:25 Attendance: 3,405 Record: 7-2

**HIGHLIGHTS:** Arizona State freshman starting pitcher Pat Cassa struck out nine in six scoreless innings to life the No. 7 Sun Devils to a 7-0 victory over Memphis Saturday night in the second day of the Coca-Cola Classic at Reckling Park. Junior All-American shortstop Dustin Pedroia led the offense going 3-for-4 with two RBI and freshman Colin Curtis and Joe Persichina each hit solo home runs. Freshman left-hander Josh Blake closed out the win with three scoreless innings to pick up the save.

### GAME 10

#### #7 SUN DEVILS 3, #1 Rice 1

Feb. 22, 2004 at Reckling Park

	1	2	3	4	5	6	7	8	9		R	H	E
ASU	0	0	0	0	0	2	0	1	0	-	3	5	2
Rice	0	0	0	0	0	0	0	0	1	-	1	3	1

W: Urquidez (3-0); L: Niemann (0-1); S: None

HR: Buck (1)

Time: 2:30 Attendance: 3,604 Record: 8-2

**HIGHLIGHTS:** Arizona State starting pitcher Jason Urquidez threw a complete-game three-hitter as the No. 7 Sun Devils beat the No. 1 and defending national champion Rice Owls 3-1 Sunday afternoon at a rainy Reckling Park. Sophomore right fielder Travis Buck drove in all three runs for the Devils, including a two-run homer in the sixth inning that broke open a scoreless game. The Sun Devils improve to 8-2 on the year and is a perfect 4-0 against ranked opponents. Rice drops to 5-2 on the year. Urquidez limited the Owls to only three hits and the only run came with two outs in the bottom of the ninth inning. He struck out seven and walked only two to improve to 3-0 on the year.

### GAME 11

#### #7 SUN DEVILS 4, #16 Arizona 0

Feb. 24, 2004 at Packard Stadium

	<u>1</u>	<u>2</u>	<u>3</u>	<u>4</u>	<u>5</u>	<u>6</u>	<u>7</u>	<u>8</u>	<u>9</u>		<u>R</u>	<u>H</u>	<u>E</u>
ARIZ	0	0	0	0	0	0	0	0	0	-	0	3	2
ASU	2	2	0	0	0	0	0	0	x	-	4	9	1

W: Bordes (1-0); L: Guyette (1-2); S: Bresnehan (1)

HR: None

Time: 2:49 Attendance: 2,748 Record: 9-2

**HIGHLIGHTS:** Arizona State starting pitcher Brett Bordes had 10 strikeouts in six scoreless innings to lead the No. 7 Sun Devils to a 4-0 victory over rival No. 16 Arizona in front of 2,748 Tuesday night at Packard Stadium. With its 10th straight victory at Packard Stadium, ASU improved to 9-2 overall and is a perfect 5-0 record against ranked opponents this year. Bordes scattered three hits and three walks in a career-high six innings. He registered a career-high 10 strikeouts to pick up his second career victory. Freshman right-hander Pat Bresnehan struck out five in three scoreless innings to pick up his first save. ASU's nine-hit attack was paced by another multi-hit game from Dustin Pedroia. Pedroia went 3-for-4 with a pair of doubles and is now hitting .543 (25-for-46) with 10 doubles. Jeff Larish notched his second multi-hit game of the year going 2-for-5 with an RBI. Freshman Joe Persichina gave ASU all the runs they would need with a two-out, two-run single in the bottom of the first inning.

### GAME 12

#### #7 SUN DEVILS 18, UConn 2

Feb. 27, 2004 at Packard Stadium

	<u>1</u>	<u>2</u>	<u>3</u>	<u>4</u>	<u>5</u>	<u>6</u>	<u>7</u>	<u>8</u>	<u>9</u>		<u>R</u>	<u>H</u>	<u>E</u>
UConn	0	0	0	0	0	0	1	1	0	-	2	3	2
ASU	3	1	7	0	3	0	0	3	x	-	18	21	0

W: Mousser (1-0); L: Hourigan (0-1); S: None

HR: Curtis (3), Cook (1)

Time: 3:16 Attendance: 2,163 Record: 10-2

**HIGHLIGHTS:** Arizona State starting pitcher Jeff Mousser recorded five no-hit innings and the No. 7 Sun Devil offense unloaded for season highs with 18 runs and 21 hits in an 18-2 victory over Connecticut Friday evening at Packard Stadium. Chris Cook was 4-for-4 with four RBI with two doubles and capped his career night with a two-run home run in the bottom of the eighth inning.



# Sun Devil Baseball 2004

## Game-by-Game Capsules:

### GAME 13

#### #7 SUN DEVILS 16, UConn 5

Feb. 28, 2004 at Packard Stadium

	<b>1</b>	<b>2</b>	<b>3</b>	<b>4</b>	<b>5</b>	<b>6</b>	<b>7</b>	<b>8</b>	<b>9</b>		<b>R</b>	<b>H</b>	<b>E</b>
UConn	0	0	0	1	4	0	0	0	0	-	5	7	0
ASU	0	0	5	0	6	3	0	2	x	-	16	17	1

W: Bresnehan (3-0); L: James (0-1); S: None

HR: Curtis (4), Pedroia (2), Zinicola (1)

Time: 3:14 Attendance: 2,385 Record: 11-2

**HIGHLIGHTS:** Arizona State's Dustin Pedroia hit a grand slam home run and Travis Buck tied a school record with four doubles to lead the No. 7 Sun Devils to a decisive 16-5 victory over the University of Connecticut Saturday afternoon at Packard Stadium. Buck hit doubles in the first, third, fourth and sixth innings to tie the single-game school record held by three other Sun Devils. The sophomore right fielder finished 4-for-5 with four RBI. Pat Bresnehan picked up the win with four scoreless innings to improve to 3-0 on the year.

### GAME 14

#### #7 SUN DEVILS 18, UConn 11

Feb. 29, 2004 at Packard Stadium

	1	2	3	4	5	6	7	8	9		R	H	E
UConn	1	0	0	0	0	0	3	3	4	-	11	16	0
ASU	0	6	6	3	3	0	0	0	x	-	18	15	1

W: Urquidez (4-0); L: Tucci (0-1); S: None

HR: Buck (2), Larish (1)

Time: 2:54 Attendance: 2,400 Record: 12-2

**HIGHLIGHTS:** Arizona State sophomore right fielder Travis Buck went 5-for-5 with eight RBI to lead the No. 7 Sun Devils to a series-sweeping 18-11 victory over the UConn Sunday afternoon at Packard Stadium. The Sun Devils won their sixth straight overall and 16th straight at Packard dating back to last season. The Devils out-scored UConn 52-18 in the series and combined to hit .442 (53-for-120) against the Huskies. UConn falls to 0-3 to start the 2004 campaign. Buck fell just a triple short of his second career cycle, tabbing three singles, a double, his second homer of the season and a walk in the contest. He finished the series 10-for-12 (.833) with six runs, five doubles and 13 RBI. Starting pitcher Jason Urquidez picked up the victory to improve to 4-0 in a predetermined three-inning start.

### GAME 15

#### #6 SUN DEVILS 7, #18 East Carolina 6

March 5, 2004 at Packard Stadium

	1	2	3	4	5	6	7	8	9		R	H	E
ECU	1	0	0	0	0	4	0	1	0	-	6	10	1
ASU	1	1	0	0	0	0	0	5	x	-	7	9	1

W: Andes (1-0); L: Flye (1-1); S: Bresnehan (2)

HR: Buck (3), Zinicola (2), Gosewisch (1)

Time: 2:39 Attendance: 2,552 Record: 13-2

**HIGHLIGHTS:** ASU freshman designated hitter Zechry Zinicola hit a two-run home run to cap a five-run eighth inning to lead the No. 6 Sun Devils to a 7-6 come-from-behind victory over No. 18 East Carolina. Hot hitting sophomore Travis Buck started the rally with a run-scoring single and Jeff Larish plated two with a single to right field. Zinicola then blasted his second home run of the year to put ASU up 7-6. Freshman Pat Bresnehan recorded a 1-2-3 ninth inning for his second save of the year and made a winner of classmate Quentin Andes (0.2 IP, 0 R). Buck continued his torrid streak by going 3-for-4 with two runs scored and two RBI.

### GAME 16

#### #6 SUN DEVILS 6, #18 East Carolina 4

March 6, 2004 at Packard Stadium

	<u>1</u>	<u>2</u>	<u>3</u>	<u>4</u>	<u>5</u>	<u>6</u>	<u>7</u>	<u>8</u>	<u>9</u>		<u>R</u>	<u>H</u>	<u>E</u>
ECU	0	0	1	2	0	1	0	0	0	-	4	6	3
ASU	0	1	1	1	1	0	1	1	x	-	6	7	1

W: Urquidez (5-0); L: Harrell (2-1); S: Bresnehan (3)

HR: Buck (4), Pedroia (3)

Time: 2:54 Attendance: 2,567 Record: 14-2

**HIGHLIGHTS:** Arizona State right fielder Travis Buck hit a solo home run in the bottom of the seventh inning that proved to be the game winner as the No. 6 Sun Devils won their eighth straight in a 6-4 victory over No. 18 East Carolina. Buck homered for the third straight game to extend his hitting streak to five games. Jason Urquidez (5-0) pitched seven solid innings to pick up the win and Pat Bresnehan locked down the victory with his third save of the season. Freshman Joe Persichina was 2-for-2 with two runs scored and an RBI. Short-stop Dustin Pedroia added his third home run of the year.

### GAME 17

#### #6 SUN DEVILS 7, #18 East Carolina 5

March 7, 2004 at Packard Stadium

	<u>1</u>	<u>2</u>	<u>3</u>	<u>4</u>	<u>5</u>	<u>6</u>	<u>7</u>	<u>8</u>	<u>9</u>		<u>R</u>	<u>H</u>	<u>E</u>
ECU	0	0	0	1	0	3	0	0	1	-	5	9	1
ASU	3	0	1	0	1	1	0	1	x	-	7	13	0

W: Andes (2-0); L: Brooks (1-1); S: Cassa (1)

HR: Buck (5)

Time: 3:05 Attendance: 2,842 Record: 15-2

**HIGHLIGHTS:** The Devils finished off a three-game sweep of the No. 18 East Carolina Pirates with a 7-5 victory. ASU scored three in the first and jumped out to a 5-1 lead before holding on to win its ninth straight. Travis Buck homered in the fourth straight game and Tuffy Gosewisch and Joe Persichina were each perfect at the plate going 3-for-3. Senior Nick Walsh was 2-for-3 with a season-high three RBI. Freshman starter Zechry Zinicola was solid through three scoreless innings in his first career start, but left with a groin in jury. Four newcomer pitchers sealed the win, with freshman Pat Cassa picking up the save giving up two runs and four hits over the final 3.1 innings.

### GAME 18

#### #11 Tulane 5, #5 SUN DEVILS 3

March 12, 2004 at Packard Stadium

	1	2	3	4	5	6	7	8	9		R	H	E
TUL	2	0	0	0	3	0	0	0	0	-	5	9	2
ASU	0	0	0	0	0	0	1	0	2	-	3	4	2

W: Mohl (4-0); L: Mousser (1-1); S: Latham (2)

HR: Buck (6)

Time: 2:52 Attendance: 2,827 Record: 15-3

**HIGHLIGHTS:** ASU had a pair of costly errors and squandered some early scoring opportunities as the No. 11 Tulane Green Wave held off the No. 5 Sun Devils 5-3 in a non-conference victory Friday night at Packard Stadium. The Devils had their season-high nine-game win streak come to an end to drop to 15-3 on the year. Additionally, ASU had a 19-game win streak at Packard Stadium snapped and lost for the first time in nine games to a ranked opponent this season. Jeff Mousser (1-1) took the loss and Erik Averill was impressive out of the bullpen with 4.2 perfect innings. Limited to only four hits, the Devils couldn't produce a timely hit by leaving seven of nine runners on base in scoring position. Travis Buck was 2-for-3 with a pair of walks to extend his hitting streak to seven games and hit a home run in his fifth straight game.

### GAME 19

#### #5 SUN DEVILS 11, #11 Tulane 3

March 13, 2004 at Packard Stadium

	1	2	3	4	5	6	7	8	9		R	H	E
TUL	0	0	0	0	0	1	2	0	0	-	3	8	3
ASU	2	0	0	4	1	1	2	1	x	-	11	13	1

W: Urquidez (6-0); L: Crowel (3-1); S: None

HR: Pedroia (4), Larish (2)

Time: 3:16 Attendance: 2,650 Record: 16-3

**HIGHLIGHTS:** Dustin Pedroia went 4-for-4 with a career-high five RBI to lead the No. 5 Sun Devils to a convincing 11-3 victory over No. 11 Tulane Saturday afternoon at Packard Stadium. The Devils never trailed in the game, as Pedroia (Woodland, Calif.) jump-started the ASU offense with a leadoff home run in the bottom of the first inning. Junior starting pitcher Jason Urquidez kept his perfect record intact to improve to 6-0. The right-hander allowed four hits and one run in five and two-thirds innings while striking out five. Four of his six wins have come against nationally ranked opponents.

### GAME 20

#### #5 SUN DEVILS 5, #11 Tulane 1

March 14, 2004 at Packard Stadium

	<u>1</u>	<u>2</u>	<u>3</u>	<u>4</u>	<u>5</u>	<u>6</u>	<u>7</u>	<u>8</u>	<u>9</u>		<u>R</u>	<u>H</u>	<u>E</u>
TUL	0	0	0	0	0	0	1	0	0	-	1	6	1
ASU	0	0	1	1	0	0	2	1	x	-	5	11	1

W: Averill (2-0); L: Hahn (3-1); S: Bresnehan (4)


HR: None

Time: 2:55 Attendance: 3,005 Record: 17-3

**HIGHLIGHTS:** Dustin Pedroia and Nick Walsh each had two hits and four Sun Devil pitchers combined to limit the No. 11 Tulane Green Wave to only six hits in a 5-1 victory. The win sealed the series victory for the Sun Devils (17-3). Starting pitcher Brett Bordes struck out six in 4.1 innings and sophomore Erik Averill followed with 2.1 quality innings to pick up the win.



# Sun Devil Baseball 2004 -- Game by Game Statistics




AB-R-H-RBI Breakdown for Arizona State (as of Mar 14, 2004)  
(All games)

Opponent	Date	#15 ASANOVIC	#19 BOCCHI	#4 BUCK	#16 CADENA	#32 COOK	#9 CURTIS	#6 DHAENENS	#39 GOSEWISC	#11 LARISH	#17 MCKENNA	#14 MESA	#2 PEDROIA	#10 PERSICHI	#60 SCHOENBE	#20 WALSH	#37 ZINICOLA
FSU	Feb 06	4-0-1-0	.....	5-0-1-0	1-0-0-0	.....	3-0-0-0	..Def..	4-0-2-2	3-0-0-0	.....	2-0-0-0	5-1-2-0	4-0-0-0	.....	4-1-1-0	.....
FSU	Feb 07	3-1-0-1	.....	4-1-0-0	1-0-0-0	.....	5-3-3-4	..Def..	5-0-1-1	4-1-2-2	1-1-1-0	2-0-0-0	5-1-1-0	4-1-3-1	.....	1-0-0-0	3-1-1-1
FSU	Feb 08	5-0-1-3	1-0-0-0	3-3-3-4	3-1-1-1	1-0-0-0	4-0-1-2	.....	3-1-0-0	3-1-1-1	1-0-0-0	3-2-0-0	5-3-2-1	3-1-1-0	.....	.....	.....
CSUN	Feb 13	4-1-0-1	4-2-2-1	3-0-1-2	1-0-0-0	1-1-1-2	4-3-3-1	1-1-0-0	4-1-1-0	4-1-1-0	1-0-0-0	3-1-1-0	4-2-3-1	3-0-0-1	..Def..	.....	.....
UTAH	Feb 14	3-1-1-0	2-2-1-2	2-3-2-0	1-0-0-0	1-0-1-0	3-0-0-0	0-0-0-0	2-1-1-2	4-0-1-2	1-0-0-0	4-0-1-1	4-3-3-2	3-1-1-0	1-0-0-0	2-0-0-0	1-0-0-0
OKLA	Feb 15	3-0-0-0	4-0-0-0	3-0-0-0	1-0-0-0	2-0-0-0	4-0-1-0	0-0-0-0	3-0-1-0	4-0-1-0	.....	1-0-0-0	3-0-0-0	1-0-1-0	.....	1-0-0-0	.....
GU	Feb 16	3-0-1-0	4-1-1-0	4-1-1-0	1-0-0-0	.....	2-1-1-1	..Def..	4-2-2-2	4-0-0-1	.....	2-1-0-1	5-3-4-2	4-1-2-1	.....	1-0-0-0	.....
LAMAR	Feb 20	4-0-1-0	3-0-0-0	2-1-0-0	.....	1-0-0-0	3-1-1-0	2-0-1-1	4-0-2-0	5-0-1-0	.....	.....	5-1-3-1	3-1-0-0	.....	.....	.....
MEM	Feb 21	..Def..	.....	4-1-1-0	1-0-0-0	.....	4-1-2-2	1-1-0-0	4-1-2-0	5-0-0-0	..Def..	1-0-0-0	4-1-3-2	3-1-1-1	.....	2-1-0-0	4-0-0-1
RICE	Feb 22	.....	3-0-0-0	3-1-1-3	.....	.....	4-0-1-0	2-1-0-0	4-0-0-0	3-0-1-0	.....	.....	2-1-1-0	3-0-0-0	.....	3-0-1-0	.....
ARIZ	Feb 24	.....	.....	3-0-0-1	.....	.....	2-0-1-0	.....	4-0-0-0	5-1-2-1	.....	4-0-1-0	4-1-3-0	3-0-1-2	.....	2-1-1-0	3-1-0-0
UConn	Feb 27	3-0-1-0	2-0-1-0	2-3-1-1	3-2-3-0	4-1-4-4	3-1-1-4	3-0-0-0	2-1-1-0	4-2-2-4	3-2-2-3	3-1-2-0	6-2-1-0	1-0-0-0	1-0-0-0	1-2-1-1	3-0-1-1
UConn	Feb 28	1-0-0-0	1-0-1-0	5-1-4-4	1-1-0-0	3-0-0-0	3-2-2-2	2-1-1-1	4-2-3-1	4-2-2-0	1-0-0-0	1-0-0-0	4-3-1-4	2-0-0-1	.....	3-2-1-0	3-2-2-3
UConn	Feb 29	2-4-2-4	0-0-0-0	5-2-5-8	6-0-0-0	4-2-2-0	3-1-1-0	1-4-0-0	2-3-1-0	5-1-1-2	0-0-0-0	2-0-1-1	3-1-1-2	..Def..	1-0-0-0	1-0-1-0	.....
ECU	Mar 05	2-0-1-0	.....	4-2-3-2	1-0-1-0	4-0-0-0	3-0-0-0	..Def..	4-1-1-1	3-1-1-2	.....	2-0-0-0	3-1-1-0	.....	.....	1-0-0-0	3-1-1-2
ECU	Mar 06	.....	.....	3-1-1-1	2-0-0-0	.....	2-1-0-0	.....	3-0-0-0	3-0-1-1	2-0-0-0	4-0-1-1	4-2-1-1	2-2-2-1	.....	2-0-1-1	.....
ECU	Mar 07	.....	3-0-0-0	3-1-1-2	.....	.....	4-2-1-0	3-0-2-0	3-0-3-2	5-0-1-0	..Def..	.....	5-1-0-0	3-3-3-0	.....	3-0-2-3	.....
TULANE	Mar 12	.....	2-0-1-0	3-1-2-2	1-0-0-0	.....	3-0-0-0	3-1-0-0	3-0-0-0	4-0-0-1	2-0-0-0	.....	3-1-0-0	4-0-0-0	.....	3-0-1-0	.....
TULANE	Mar 13	1-1-0-0	.....	4-0-0-1	4-1-3-1	..Def..	3-1-1-0	4-2-1-0	5-0-2-1	4-2-2-3	.....	.....	4-3-4-5	4-0-0-0	.....	4-1-0-0	1-0-0-0
TULANE	Mar 14	1-1-1-1	.....	2-0-1-0	1-0-0-1	1-0-0-0	4-1-2-0	4-1-1-0	3-1-1-0	4-0-0-0	..Def..	.....	4-1-2-1	3-0-1-0	.....	3-0-2-2	.....





# Sun Devil Baseball 2004 -- Game by Game Statistics




IP-H-R-ER-BB-SO Breakdown for Arizona State (as of Mar 14, 2004)  
(All games)

Opponent	Date	#21 ANDES	#45 AVERILL	#41 BLAKE	#49 BORDES	#40 BRESNEHAN	#26 CASSA	#47 MAROTZ
Florida State	Feb 06	.....	.....	.....	.....	.....	.....	.....
Florida State	Feb 07	.....	5.0- 4- 1- 1- 3- 3	.....	0.2- 4- 6- 6- 3- 2*	0.2- 0- 0- 0- 0- 0	2.0- 1- 1- 1- 1- 2	0.2- 2- 1- 1- 1- 0
Florida State	Feb 08	2.1- 1- 0- 0- 2- 4	.....	1.2- 1- 2- 0- 3- 4	.....	0.0- 1- 3- 3- 3- 0	.....	.....
CS Northridge	Feb 13	.....	2.2- 0- 0- 0- 0- 3	.....	.....	.....	.....	.....
Utah	Feb 14	.....	.....	.....	.....	.....	.....	2.0- 1- 0- 0- 0- 3
Oklahoma	Feb 15	1.1- 1- 1- 1- 1- 1	.....	.....	2.0- 3- 2- 2- 1- 3	0.1- 0- 0- 0- 0- 1	5.1- 5- 3- 3- 1- 2*	.....
Gonzaga	Feb 16	.....	2.0- 5- 7- 5- 2- 2*	.....	.....	5.0- 4- 0- 0- 1- 7	.....	.....
Lamar	Feb 20	.....	2.2- 1- 0- 0- 0- 0	.....	.....	.....	.....	.....
Memphis	Feb 21	.....	.....	3.0- 1- 0- 0- 0- 0	.....	.....	6.0- 1- 0- 0- 2- 9*	.....
Rice	Feb 22	.....	.....	.....	.....	.....	.....	.....
Arizona	Feb 24	.....	.....	.....	6.0- 3- 0- 0- 3-10*	3.0- 0- 0- 0- 1- 5	.....	.....
Connecticut	Feb 27	1.0- 1- 1- 1- 3- 2	.....	1.0- 1- 0- 0- 1- 0	.....	.....	.....	1.1- 1- 0- 0- 1- 1
Connecticut	Feb 28	.....	1.0- 0- 0- 0- 1- 1	.....	.....	4.0- 2- 2- 0- 4- 5	4.0- 5- 3- 1- 3- 4*	.....
Connecticut	Feb 29	.....	2.0- 0- 0- 0- 1- 2	1.0- 6- 4- 4- 0- 0	.....	.....	.....	1.0- 3- 3- 3- 0- 2
East Carolina	Mar 05	0.2- 1- 0- 0- 0- 0	2.0- 4- 3- 3- 0- 2	.....	.....	1.0- 0- 0- 0- 0- 1	.....	.....
East Carolina	Mar 06	.....	.....	.....	.....	2.0- 1- 0- 0- 0- 2	.....	.....
East Carolina	Mar 07	1.2- 2- 1- 1- 1- 2	.....	0.2- 2- 2- 2- 0- 0	.....	.....	3.1- 4- 2- 2- 0- 2	0.1- 0- 0- 0- 0- 0
Tulane	Mar 12	.....	4.2- 0- 0- 0- 0- 4	.....	.....	.....	.....	.....
Tulane	Mar 13	2.2- 1- 0- 0- 1- 1	.....	.....	.....	.....	0.2- 3- 2- 2- 0- 0	.....
Tulane	Mar 14	.....	2.1- 2- 1- 1- 1- 1	.....	4.1- 3- 0- 0- 3- 6*	2.0- 1- 0- 0- 0- 2	.....	.....
Opponent	Date	#35 MOUSSER	#34 URQUIDEZ	#50 WEBB	#37 ZINICOLA			
Florida State	Feb 06	7.0- 3- 1- 1- 1- 3*	.....	.....	2.0- 1- 0- 0- 1- 2			
Florida State	Feb 07	.....	.....	.....	.....			
Florida State	Feb 08	.....	5.0- 6- 1- 1- 3- 9*	.....	.....			
CS Northridge	Feb 13	6.1- 4- 3- 1- 1- 6*	.....	.....	.....			
Utah	Feb 14	.....	6.0- 3- 0- 0- 2- 7*	1.0- 1- 0- 0- 1- 1	.....			
Oklahoma	Feb 15	.....	.....	.....	.....			
Gonzaga	Feb 16	.....	.....	.....	2.0- 2- 0- 0- 0- 4			
Lamar	Feb 20	4.1- 6- 3- 3- 1- 3*	.....	.....	1.0- 2- 2- 2- 1- 1			
Memphis	Feb 21	.....	.....	.....	.....			
Rice	Feb 22	.....	9.0- 3- 1- 1- 2- 7*	.....	.....			
Arizona	Feb 24	.....	.....	.....	.....			
Connecticut	Feb 27	5.0- 0- 0- 0- 3- 2*	.....	0.2- 0- 1- 1- 3- 2	.....			
Connecticut	Feb 28	.....	.....	.....	.....			
Connecticut	Feb 29	.....	3.0- 3- 1- 1- 1- 1*	.....	2.0- 4- 3- 2- 2- 2			
East Carolina	Mar 05	5.1- 5- 3- 3- 5- 1*	.....	.....	.....			
East Carolina	Mar 06	.....	7.0- 5- 4- 3- 3- 4*	.....	.....			
East Carolina	Mar 07	.....	.....	.....	3.0- 1- 0- 0- 1- 3*			
Tulane	Mar 12	4.1- 9- 5- 3- 1- 3*	.....	.....	.....			
Tulane	Mar 13	.....	5.2- 4- 1- 1- 5- 5*	.....	.....			
Tulane	Mar 14	.....	.....	0.1- 0- 0- 0- 0- 0	.....			



# Sun Devil Baseball 2004 -- Career/Season Statistics



	SEASON													CAREER													
Player	AVG	GP-GS	AB	R	H	2B	3B	HR	RBI	BB	HBP	SO	SB-ATT	AVG	GP-GS	AB	R	H	2B	3B	HR	RBI	BB	HBP	SO	SB-ATT	
2 Dustin Pedroia...	.439	20-20	82	32	36	12	0	4	22	15	1	3	2-3	.387	146-146	615	166	238	59	5	9	119	75	12	35	10-19	
4 Travis Buck.....	.418	20-20	67	22	28	8	0	6	31	24	4	11	5-5	.346	86-85	306	81	106	21	3	10	77	59	15	39	17-19	
39 Tuffy Gosewisch..	.343	20-20	70	14	24	6	0	1	12	10	0	12	0-1	.308	109-77	253	61	78	15	0	3	55	36	9	43	2-3	
9 Colin Curtis.....	.333	20-20	66	18	22	3	0	4	16	18	3	15	7-8	.333	20-20	66	18	22	3	0	4	16	18	3	15	7-8	
20 Nick Walsh.....	.324	17-11	37	8	12	2	0	0	7	6	1	2	0-1	.296	158-72	311	90	92	14	1	1	54	79	21	37	9-16	
10 Joe Persichina...	.302	19-17	53	11	16	3	0	1	8	9	4	8	1-1	.302	19-17	53	11	16	3	0	1	8	9	4	8	1-1	
16 Nick Cadena.....	.276	16-4	29	5	8	0	0	0	3	1	0	4	1-1	.258	59-23	128	21	33	3	0	6	32	9	1	28	2-2	
15 Josh Asanovich...	.256	15-10	39	9	10	3	0	0	10	3	3	4	1-1	.256	15-10	39	9	10	3	0	0	10	3	3	4	1-1	
11 Jeff Larish.....	.250	20-20	80	12	20	8	0	2	20	17	0	19	0-2	.337	119-117	442	123	149	30	5	23	139	124	6	80	3-8	
19 Joel Bocchi.....	.241	12-8	29	5	7	1	0	0	3	6	4	7	0-0	.282	72-38	142	25	40	9	1	2	27	23	9	35	1-1	
6 Seth Dhaenens....	.231	17-9	26	13	6	1	0	0	2	13	0	4	1-3	.231	17-9	26	13	6	1	0	0	2	13	0	4	1-3	
-----																											
32 Chris Cook.....	.364	11-3	22	4	8	3	0	1	6	0	1	5	1-1	.364	11-3	22	4	8	3	0	1	6	0	1	5	1-1	
17 Ryan McKenna.....	.250	12-2	12	3	3	1	1	0	3	2	0	4	0-0	.271	81-32	144	31	39	5	2	1	26	27	4	31	4-6	
37 Zechry Zinicola...	.238	8-5	21	5	5	0	0	2	8	4	1	7	0-0	.238	13-6	21	5	5	0	0	2	8	4	1	7	0-0	
60 Garrett Schoenber	.000	4-0	3	0	0	0	0	0	0	0	0	1	0-0	.091	13-0	11	0	1	0	0	0	0	0	0	4	0-0	
50 Travis Webb.....	.000	1-0	1	0	0	0	0	0	0	0	0	1	0-0	.000	4-0	1	0	0	0	0	0	0	0	0	1	0-0	
51 Joe Cosentino....	.000	1-0	1	0	0	0	0	0	0	0	0	0	0-0	.000	1-0	1	0	0	0	0	0	0	0	0	0	0-0	
-----																											
Totals.....	.315	20-20	673	167	212	52	1	21	155	133	23	117	19-28														
Opponents.....	.221	20-20	652	80	144	18	6	13	74	85	11	167	10-18														

(All games Sorted by Earned run avg)

Player	ERA	W-L	APP	GS	CG	SHO/CBO	SV	IP	H	R	ER	BB	SO	ERA	W-L	APP	GS	CG	SHO/CBO	SV	IP	H	R	ER	BB	SO	
40 Pat Bresnehan....	1.50	3-0	9	0	0	0/1	4	18.0	9	5	3	9	23	1.50	3-0	9	0	0	0/1	4	18.0	9	5	3	9	23	
34 Jason Urquidez...	1.77	6-0	6	6	1	0/1	0	35.2	24	8	7	16	33	1.77	6-0	6	6	1	0/1	0	35.2	24	8	7	16	33	
35 Jeff Mouser.....	3.06	1-1	6	6	0	0/0	0	32.1	27	15	11	12	18	3.06	1-1	6	6	0	0/0	0	32.1	27	15	11	12	18	
45 Erik Averill.....	3.70	2-0	9	1	0	0/0	0	24.1	16	12	10	8	18	3.67	10-2	29	16	0	0/3	0	110.1	103	53	45	27	79	
26 Pat Cassa.....	3.80	1-1	6	3	0	0/1	1	21.1	19	11	9	7	19	3.80	1-1	6	3	0	0/1	1	21.1	19	11	9	7	19	
-----																											
21 Quentin Andes....	2.79	2-0	6	0	0	0/0	1	9.2	7	3	3	8	10	2.79	2-0	6	0	0	0/0	1	9.2	7	3	3	8	10	
37 Zechry Zinicola..	3.60	1-1	5	1	0	0/0	1	10.0	10	5	4	5	12	3.60	1-1	5	1	0	0/0	1	10.0	10	5	4	5	12	
50 Travis Webb.....	4.50	0-0	3	0	0	0/1	0	2.0	1	1	1	4	3	4.50	0-0	3	0	0	0/1	0	2.0	1	1	1	4	3	
49 Brett Bordes.....	5.54	1-0	4	3	0	0/1	0	13.0	13	8	8	10	21	3.95	2-1	31	3	0	0/3	0	41.0	34	20	18	38	48	
47 Ty Marotz.....	6.75	0-0	5	0	0	0/1	0	5.1	7	4	4	2	6	6.75	0-0	5	0	0	0/1	0	5.1	7	4	4	2	6	
41 Josh Blake.....	7.36	0-0	5	0	0	0/1	1	7.1	11	8	6	4	4	7.36	0-0	5	0	0	0/1	1	7.1	11	8	6	4	4	
-----																											
Totals.....	3.32	17-3	20	20	1	3/3	8	179.0	144	80	66	85	167														
Opponents.....	7.51	3-17	20	20	0	1/1	1	165.1	212	167	138	133	117														



# Sun Devil Baseball 2004

## Position Players 2003 Single Game and Career Highs

### #2 Dustin Pedroia, SS (Woodland, Calif.)

Category	2004 Best	Career Best (last)
At Bats	6 (UConn; 2/27)	7 (UCLA; 4/18/03)
Runs	3 - 4x (TUL; 3/13)	4 (WASH; 5/18/03)
Hits	4 (GU; 2/16)	4 - 6x (GU; 2/16/04)
RBI	5 (TUL; 3/13)	Same
BB	2 (CSUN; 2/13)	3 (Wichita State; 3/18/03)
SB	1 - 2x	1 - 10x (GU; 2/16/04)
2B	4 (GU; 2/16)	Same
HR	1 - 4x (TUL; 3/13)	1 - 9x (TUL; 3/13/04)
Hit Streak	10 games	22 games

### #4 Travis Buck, OF (Richland, Wash.)

Category	2004 Best	Career Best (last)
At Bats	5 - 3x (UConn; 2/29)	7 (BYU; 2/7/03)
Runs	3 - 3x (UConn; 2/27)	3 - 3x (FSU; 2/8/04)
Hits	5 (UConn; 2/29)	5 - 2x (2/29/04)
RBI	8 (UConn; 2/29)	Same
BB	3 (FSU; 2/8)	Same
SB	1 - 4x (ECU; 3/6)	2 - 2x (SUU; 2/7/03)
2B	4 (UConn; 2/28)	Same
HR	1 - 6x (TUL; 3/12)	1 - 10x (TUL; 3/12/04)
Hit Streak	7 games	7 games

### #6 Seth Dhaenens, INF (Chandler, Ariz.)

Category	2004 Best	Career Best (last)
At Bats	3 - 2x 2 (ECU; 3/7)	Same
Runs	4 (UConn; 2/29)	Same
Hits	2 (ECU; 3/7)	Same
RBI	1 - 2x	Same
BB	3 (UConn; 2/29)	Same
SB	1	Same
2B	1 (LU; 2/20)	Same
HR	None	None
Hit Streak	1 game	None

### #9 Colin Curtis, OF (Issaquah, Wash.)

Category	2004 Best	Career Best (last)
At Bats	5 (FSU; 2/7)	Same
Runs	3 - 2x (CSUN; 2/13)	Same
Hits	3 - 2x (CSUN; 2/13)	Same
RBI	4 - 2x (UConn; 2/27)	Same
BB	3 (UConn; 2/28)	Same
SB	2 (LU; 2/20)	Same
2B	1 - 3x (ECU; 3/7)	Same
HR	1 - 4x (UConn; 2/28)	Same
Hit Streak	9 games	Same

### #10 Joe Persichina, INF (Rollings Hills Estates, Calif.)

Category	2004 Best	Career Best (last)
At Bats	4 - 3x (GU; 2/16)	Same
Runs	3 (ECU; 3/7)	Same
Hits	3 - 2x (ECU; 3/7)	Same
RBI	2 (ARIZ; 2/24)	Same
BB	2 - 2x (ECU; 3/7)	Same
SB	1 (ECU; 3/6)	Same
2B	2 (ECU; 3/7)	Same
HR	1 (MEM; 2/21)	Same
Hit Streak	3 games	Same

### #11 Jeff Larish, OF (Tempe, Ariz.)

Category	2004 Best	Career Best (last)
At Bats	5 - 5x (ECU; 3/7)	6 - 4x (USD; 6/1/02)
Runs	2 - 2x (UConn; 2/28)	4 (PORT; 5/15/02)
Hits	2 - 5x (TUL; 3/13)	4 - 3x (ARIZ; 5/25/03)
RBI	4 (UConn; 2/27)	9 (SDSU; 1/26/03)
BB	3 (FSU; 2/8)	4 (WSU; 4/27/03)
SB	None	1 - 2x (PSU; 3/1/03)
2B	1 - 9x (TUL; 3/13)	4 (ARIZ; 5/25/03)
HR	1 - 2x (TUL; 3/13)	2 (SDSU; 1/26/03)
Hit Streak	8 games	17 games

### #14 Frank Mesa, INF (Yuma, Ariz.)

Category	2004 Best	Career Best (last)
At Bats	4 - 2x (ARIZ; 2/24)	6 - 2x (BYU; 2/7/03)
Runs	2 (FSU; 2/8)	3 - 2x (SUU; 2/7/03)
Hits	2 (UConn; 2/27)	4 (BYU; 2/7/03)
RBI	1 - 4x (ECU; 3/6)	3 - 3x (WSU; 4/25/03)
BB	1 - 5x	3 (GU; 2/17/03)
SB	None	1 - 2x (Wichita State; 3/18/03)
2B	1 (CSUN; 2/13)	1 - 6x (UCLA; 4/18/03)
HR	None	1 (BYU; 2/7/03)
Hit Streak	2 games	5 games

### #15 Josh Asanovich, 2B (Gold Canyon, Ariz.)

Category	2004 Best	Career Best (last)
At Bats	5 (FSU; 2/8)	Same
Runs	4 (UConn; 2/29)	Same
Hits	2 (UConn; 2/29)	Same
RBI	4 (UConn; 2/29)	Same
BB	1 - 3x (UConn; 2/27)	Same
SB	None	None
2B	2 (UConn; 2/29)	Same
HR	None	None
Hit Streak	2 games	Same

### #16 Nick Cadena, OF (Glendale, Ariz.)

Category	2004 Best	Career Best (last)
At Bats	6 (UConn; 2/29)	6 - 2x (UConn; 2/29/04)
Runs	1 - 3x (TUL; 3/13)	3 - 2x (USC; 5/19/02)
Hits	3 - 2x (TUL; 3/13)	3 - 5x (TUL; 3/13/04)
RBI	1 - 2x (TUL; 3/13)	5 (USC; 5/19/02)
BB	1 (UConn; 2/28)	1 - 7x (UConn; 2/28/04)
SB	1 (FSU; 2/8)	1 - 2x (FSU; 2/8/04)
2B	None	1 - 3x (UHH; 1/19/03)
HR	None	2 - 2x (USC; 5/19/02)
Hit Streak	1 game	4 games

### #17 Ryan McKenna, OF (Elgin, Ill.)

Category	2004 Best	Career Best (last)
At Bats	3 (UConn; 2/27)	6 (Tenn; 5/2/01)
Runs	2 (UConn; 2/27)	3 (UCLA; 4/14/02)
Hits	2 (UConn; 2/27)	2 - 8x ((UConn; 2/27/04)
RBI	3 (UConn; 2/27)	3 - 2x (UConn; 2/27/04)
BB	1 - 2x	2 - 2x (Nevada; 5/16/01)
SB	None	1 - 3x (OKST; 3/10/02)
2B	1 (FSU; 2/7)	1 - 5x (FSU; 2/7/04)
HR	None	1 (UNLV; 4/1/02)
Hit Streak	1 game	4 games



# Sun Devil Baseball 2004

## Position Players/Pitchers Single-Game and Career Highs

### #19 Joel Bocchi, C (Phoenix, Ariz.)

Category	2004 Best	Career Best (last)
At Bats	4 - 3x (Gonzaga; 2/16)	5 (UHH; 1/17/03)
Runs	2 - 2x (Utah; 2/14)	2 - 2x (Utah; 2/14/04)
Hits	2 (CSUN; 2/13)	4 (UHH; 1/17/03)
RBI	2 (Utah; 2/14)	3 - 3x (BYU; 2/8/03)
BB	2 - 2x (ECU; 3/7)	Same
SB	None	1 (UHH; 1/17/03)
2B	1 (CSUN; 2/13)	1 - 4x (BYU; 2/7/03)
HR	None	1 - 2x (BYU; 2/8/03)
Hit Streak	2 games	4 games

### #20 Nick Walsh, 2B/UTL (Alamo, Calif.)

Category	2004 Best	Career Best (last)
At Bats	4 - 2x (TUL; 3/13)	6 - 2x (OSU; 5/14/03)
Runs	2 - 2x (UConn; 2/28)	5 (WSU; 4/27/03)
Hits	2 - 2x (Tulane; 3/14)	6 (WSU; 4/27/03)
RBI	3 (ECU; 3/7)	7 (WSU; 4/27/03)
BB	1 - 4x (ECU; 3/7)	4 (UCLA; 5/19/01)
SB	None	1 - 9x (UNLV; 6/1/03)
2B	1 - 2x (Tulane; 3/14)	3 (WSU; 4/27/03)
HR	None	1 (WSU; 4/13/01)
Hit Streak	5 games	8 games

### #27 Taylor Holiday, UTL (Laguna Niguel, Calif.)

Category	2004 Best	Career Best (last)
At Bats	---	None
Runs	---	None
Hits	---	None
RBI	---	None
BB	---	None
SB	---	None
2B	---	None
HR	---	None
Hit Streak	---	None

### #32 Chris Cook, 1B (Mesa, Ariz.)

Category	2004 Best	Career Best (last)
At Bats	4 - 2x (UConn; 2/29)	Same
Runs	2 (UConn; 2/29)	Same
Hits	4 (UConn; 2/27)	Same
RBI	4 (UConn; 2/27)	Same
BB	None	None
SB	1 (UConn; 2/29)	Same
2B	2 (UConn; 2/27)	Same
HR	1 (UConn; 2/27)	Same
Hit Streak	2 games	Same

### #37 Zechry Zinicola, DH (San Bernadino, Calif.)

Category	2004 Best	Career Best (last)
At Bats	4 (Memphis; 2/21)	Same
Runs	2 (UConn; 2/29)	Same
Hits	2 (UConn; 2/29)	Same
RBI	3 (UConn; 2/29)	Same
BB	2 (Arizona; 2/24)	Same
SB	None	None
2B	None	None
HR	1 - 2x (ECU; 3/5)	Same
Hit Streak	3 games	Same

### #39 Tuffy Gosewisch, C (Scottsdale, Ariz.)

Category	2004 Best	Career Best (last)
At Bats	5 (FSU; 2/7)	5 - 4x (FSU; 2/7/04)
Runs	3 (UConn; 2/29)	Same
Hits	3 - 2x (ECU; 3/7)	3 - 4x (ECU; 3/7/04)
RBI	2 - 4x (ECU; 3/7)	3 - 3x (OSU; 5/14/03)
BB	2 - 2x (UConn; 2/29)	2 - 5x (UConn; 2/29/04)
SB	None	1 - 2x (OKLA; 4/30/03)
2B	2 (FSU; 2/6)	2 - 2x (FSU; 2/6/04)
HR	1 (ECU; 3/5)	1 - 3x (ECU; 3/5/04)
Hit Streak	6 games	8 games

### #21 Quentin Andes, RHP (Albuquerque, N.M.)

Category	2004 Best	Career Best (last)
Innings	2.2 (TUL; 3/13)	Same
Runs Allowed	1 - 2x (UConn; 2/27)	Same
ER Allowed	1 - 2x (UConn; 2/27)	Same
K's	4 (FSU; 2/8)	Same
BB	3 (UConn; 2/27)	Same
Hits Allowed	2 (ECU; 3/7)	Same
WP	None	None
HBP	None	None
Pitches	44 (FSU; 2/8)	Same

### #26 Pat Cassa, LHP (Cypress, Calif.)

Category	2004 Best	Career Best (last)
Innings	6.0 (Memphis; 2/21)	Same
Runs Allowed	3 - 2x (UConn; 2/28)	Same
ER Allowed	3 (OKLA; 2/15)	Same
K's	9 (Memphis; 2/21)	Same
BB	3 (UConn; 2/28)	Same
Hits Allowed	5 - 2x (UConn; 2/28)	Same
WP	None	None
HBP	None	None
Pitches	91 (Memphis; 2/21)	Same

### #34 Jason Urquidez, RHP (Simi Valley, Calif.)

Category	2004 Best	Career Best (last)
Innings	9.0 (Rice; 2/22)	Same
Runs Allowed	4 (ECU; 3/6)	Same
ER Allowed	3 (ECU; 3/6)	Same
K's	9 (FSU; 2/8)	Same
BB	5 (TUL; 3/13)	Same
Hits Allowed	6 (FSU; 2/8)	Same
WP	---	None
HBP	1 (ECU; 3/6)	None
Pitches	138 (Rice; 2/22)	Same

### #35 Jeff Mousser, RHP (Tempe, Ariz.)

Category	2004 Best	Career Best (last)
Innings	7.0 (FSU; 2/6)	9.0 - 2x (UNLV; 3/20/03)
Runs Allowed	5 (TUL; 3/12)	13 - 2x (UNM; 3/13/03)
ER Allowed	3 - 2x (TUL; 3/12)	13 (UNM; 3/13/03)
K's	6 (CSUN; 2/13)	10 - 2x (AFA; 4/25/02)
BB	3 (UConn; 2/27)	5 - 2x (USC; 5/31/02)
Hits Allowed	9 (TUL; 3/12)	13 - 3x (SDSU; 5/8/03)
WP	1 (LU; 2/20)	2 (WSU; 2/27/03)
HBP	2 (CSUN; 2/13)	5 (UNM; 3/13/03)
Pitches	88 (ECU; 3/5)	N/A

\*includes career at BYU (2001-03)





# Sun Devil Baseball 2004

## Pitchers Single-Game Career and 2004 Highs

### #37 Zechry Zinicola, RHP (San Bernadino, Calif.)

Category	2004 Best	Career Best (last)
Innings	3.0 (ECU; 3/7)	Same
Runs Allowed	3 (UConn; 2/29)	Same
ER Allowed	2 (UConn; 2/29)	Same
K's	4 (GU; 2/16)	Same
BB	2 (UConn; 2/29)	Same
Hits Allowed	4 (UConn; 2/29)	Same
WP	None	None
HBP	1 (ECU; 3/7)	None
Pitches	51 (UConn; 2/29)	Same

### #38 Ladd Hall, RHP (Hereford, Ariz.)

Category	2004 Best	Career Best (last)
Innings	---	None
Runs Allowed	---	None
ER Allowed	---	None
K's	---	None
BB	---	None
Hits Allowed	---	None
WP	---	None
HBP	---	None
Pitches	---	None

### #40 Pat Bresnehan, RHP (Sherborn, Mass.)

Category	2004 Best	Career Best (last)
Innings	5.0 (Gonzaga; 2/16)	Same
Runs Allowed	3 (FSU; 2/8)	Same
ER Allowed	3 (FSU; 2/8)	Same
K's	7 (Gonzaga; 2/16)	Same
BB	4 (UConn; 2/29)	Same
Hits Allowed	4 (Gonzaga; 2/16)	Same
WP	1 (UConn; 2/29)	None
HBP	1 - 2x (UConn; 2/29)	Same
Pitches	81 (Gonzaga; 2/16)	Same

### #41 Josh Blake, LHP (Overland Park, Kan.)

Category	2004 Best	Career Best (last)
Innings	3.0 (Memphis; 2/21)	Same
Runs Allowed	4 (UConn; 2/29)	Same
ER Allowed	4 (UConn; 2/29)	None
K's	4 (FSU; 2/8)	Same
BB	3 (FSU; 2/8)	Same
Hits Allowed	6 (UConn; 2/29)	Same
WP	1 (UConn; 2/29)	None
HBP	1 (UConn; 2/27)	None
Pitches	50 (FSU; 2/8)	Same

### #45 Erik Averill, LHP (Orange, Calif.)

Category	2004 Best	Career Best (last)
Innings	5.0 (FSU; 2/7)	7.1 (UHH; 1/18/03)
Runs Allowed	7 (Gonzaga; 2/16)	Same
ER Allowed	5 (Gonzaga; 2/16)	5 - 5x (GU; 2/16/04)
K's	4 (TUL; 3/12)	8 (CSF; 6/6/03)
BB	3 (FSU; 2/7)	3 - 2x (FSU; 2/7/04)
Hits Allowed	5 (Gonzaga; 2/16)	10 (CAL; 4/11/03)
WP	1 (ECU; 3/5)	1 (WASH; 5/17/03)
HBP	1 (Tulane; 3/14)	4 (USC; 3/29/03)
Pitches	90 (FSU; 2/7)	110 (Cal; 4/11/03)

### #47 Ty Marotz, RHP (Crystal Lake, Ill.)

Category	2004 Best	Career Best (last)
Innings	2.0 (Utah; 2/14)	Same
Runs Allowed	3 (UConn; 2/29)	Same
ER Allowed	2 (UConn; 2/29)	Same
K's	3 (Utah; 2/14)	Same
BB	1 - 2x	Same
Hits Allowed	3 (UConn; 2/29)	Same
WP	None	None
HBP	None	None
Pitches	30 (Utah; 2/14)	Same

### #49 Brett Bordes, LHP (Mesa, Ariz.)

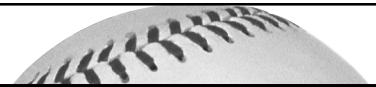
Category	2004 Best	Career Best (last)
Innings	6.0 (Arizona; 2/24)	Same
Runs Allowed	6 (FSU; 2/7)	Same
ER Allowed	6 (FSU; 2/7)	Same
K's	10 (Arizona; 2/24)	Same
BB	3 - 2x (Arizona; 2/24)	3 - 4x (Arizona; 2/24/04)
Hits Allowed	4 (FSU; 2/7)	Same
WP	None	1 (UCLA; 4/18/03)
HBP	1 (Arizona; 2/24)	1 - 2x (Arizona; 2/24/04)
Pitches	101 (Arizona; 2/24)	Same

### #50 Travis Webb, LHP (Spokane, Wash.)

Category	2004 Best	Career Best (last)
Innings	1.0 (Utah; 2/14)	Same
Runs Allowed	1 (UConn; 2/27)	Same
ER Allowed	1 (UConn; 2/27)	Same
K's	2 (UConn; 2/27)	Same
BB	3 (UConn; 2/27)	Same
Hits Allowed	1 (Utah; 2/14)	Same
WP	None	None
HBP	None	None
Pitches	28 (Utah; 2/14)	Same



# Sun Devil Baseball 2004



## Last Time it Happened in Sun Devil Baseball...

*(Through 20 Games of 2004 Season)*

### Hitting Categories:

**A SUN DEVIL HIT A GRAND SLAM:** Dustin Pedroia, Feb. 28, 2004 vs. UConn (Packard Stadium)  
**HIT A WALK-OFF HOME RUN:** Jeremy West, April 26, 2003 vs. Washington State (2-Run HR in 10th inning)  
**A SUN DEVIL LED OFF A GAME WITH A HR:** Dustin Pedroia, Mar. 13, 2004 vs. #11 Tulane (1-1 count at Packard Stadium)  
**A SUN DEVIL HIT FOR THE CYCLE:** Travis Buck, March 7, 2003 vs. Southern Utah (19-0 win)  
**THE DEVILS HIT FOR THE CYCLE TO OPEN A GAME:** April 27, 2003 vs. Washington State in first inning (HR/2B/1B/3B)  
**THE DEVILS HIT BACK-TO-BACK HOME RUNS:** Steve Garrabrants and Andre Ethier, May 25, 2003 vs. Arizona (7th Inning)  
**A SUN DEVIL HIT TWO HOME RUNS IN ONE GAME:** Andre Ethier, May 15, 2003 vs. Arizona  
**A SUN DEVIL HIT THREE HOME RUNS IN A GAME:** Jeremy West, April 27, 2003 vs. Washington State  
**A SUN DEVIL HAD 5 HITS IN A GAME:** Travis Buck, Feb. 29, 2004 vs. Connecticut (5-for-5, 8 RBI, HR, 2B)  
**A SUN DEVIL HAD 6 HITS IN A GAME:** Nick Walsh, April 27, 2003 vs. Washington State (6-for-6, 7 RBI, 3 2B)  
**A SUN DEVIL HAD 7 HITS IN A GAME:** Jerry Mantlo, Feb. 6, 1972, vs. Michigan  
**A SUN DEVIL HAD 3 DOUBLES IN A GAME:** Dustin Pedroia, Feb. 16, 2004 vs. Gonzaga  
**A SUN DEVIL HAD 4 DOUBLES IN A GAME:** Travis Buck, Feb. 28 vs. Connecticut (16-5 victory)  
**A SUN DEVIL HIT 2 TRIPLES IN A GAME:** Mel Stocker, May 13, 2000, vs. Washington (Packard Stadium)  
**A SUN DEVIL HAD 7 RBI IN A GAME:** Nick Walsh, April 27, 2003 vs. Washington State  
**A SUN DEVIL HAD 8 RBI IN A GAME:** Travis Buck, Feb. 29, 2004 vs. UConn (5-for-5, HR, 2B)  
**A SUN DEVIL HAD 9 RBI IN A GAME:** Jeremy West, April 27, 2003 vs. Washington State  
**A SUN DEVIL STOLE 4 BASES IN A GAME:** Mel Stocker, Feb. 1, 2001, vs. Southern Utah (Packard Stadium)  
**A SUN DEVIL STRAIGHT STEAL OF HOME:** Colin Curtis, Feb. 20, 2004 vs. Lamar (Reckling Park, Houston, Texas, 8th inning)  
**A SUN DEVIL STRUCK OUT FOUR OR MORE TIMES IN A GAME:** Casey Myers, April 29, 2000, at USC (Dedeaux Field)  
**A SUN DEVIL WALKED FOUR TIMES IN A GAME:** Jeremy West, March 15, 2003 vs. Oklahoma (3 intentional)  
**A SUN DEVIL HITTER STRANDED SIX RUNNERS ON BASE:** Andre Ethier (6), February 17, 2003 vs. Gonzaga  
**A SUN DEVIL RECORDED 13 TOTAL BASES:** Jeremy West (14), April 27, 2003 vs. Washington State (3 HR, 2 1B)  
**A SUN DEVIL HAD TWO SAC BUNTS IN A GAME:** Mike Lopez, May 12, 2001 at Washington (11-6 win in 10 innings)  
**A SUN DEVIL SCORED FIVE RUNS IN A GAME:** Nick Walsh, April 27, 2003 vs. Washington State  
**A SUN DEVIL WAS HIT BY PITCHES TWO OR MORE TIMES:** Travis Buck (2), April 25, 2003 vs. Washington State  
**AN OPPONENT HIT TWO HOME RUNS IN ONE GAME:** Chad Boudon (Washington), May 19, 2003 at Husky Ballpark

### Pitching Categories:

**A SUN DEVIL PITCHER THREW A NO-HITTER:** Kevin Rawitzer, March 2, 1993, vs. Southern Utah (ASU 7, SUU 0)  
**A SUN DEVIL PITCHER THREW A PERFECT GAME:** Eddie Bane, March 2, 1973, vs. Cal State Northridge (ASU 9, CSUN 0)  
**A SUN DEVIL PITCHER THREW A ONE-HITTER:** Drew Friedberg, Jan. 24, 1999, vs. Hawaii-Hilo (ASU 10, Hilo 0)  
**A SUN DEVIL PITCHER THREW A TWO-HITTER:** Will Waldrip, Jan. 23, 1999, vs. Hawaii-Hilo (ASU 3, Hilo 0)  
**ARIZONA STATE WAS NO-HIT:** Phil Keller (Stanford), March 23, 1970 (Stanford 1, ASU 0)  
**ARIZONA STATE WAS ONE-HIT:** Alan Dunn/Tim Meacham (Alabama), June 10, 1983 (Alabama 6, ASU 0)  
**A SUN DEVIL PITCHER THREW A COMPLETE GAME:** Jason Urquidez, Feb. 22, 2004 (3-1 win over #1 Rice)  
**A SUN DEVIL PITCHER THREW BACK-TO-BACK COMPLETE GAMES:** Robbie McClellan (3/2, 3/8, 2002)  
**AN OPPOSING PITCHER THREW A COMPLETE GAME:** Mark Romanczuk (Stanford), March 24, 2003 (4-2 Stanford Win)  
**THE SUN DEVILS SHUT OUT AN OPPONENT (1 OR MORE PITCHERS):** Arizona, Feb. 24, 2004 (3 times in 2004)  
**THE SUN DEVILS WERE SHUT OUT:** Oklahoma (David Purcey/Jarod McAuliff), Feb. 15, 2004 (Oklahoma 6, ASU 0) -  
**A SUN DEVIL STRUCK OUT 10 OR MORE BATTERS IN A GAME:** Brett Bordes (10), Feb. 24, 2004 vs. #16 Arizona  
**A SUN DEVIL STRUCK OUT 15 OR MORE BATTERS IN A GAME:** Mike Esposito (17), March 29, 2002 vs. UW  
**AN OPPOSING PITCHER STRUCK OUT 10 OR MORE SUN DEVILS:** Rik Currier, USC, (11), April 28, 2000  
**THE SUN DEVIL PITCHING STAFF DID NOT WALK A BATTER:** Grand Canyon, April 7, 2003 at Packard Stadium  
**A SUN DEVIL PITCHER RECORDED 10 WINS IN A SEASON:** Beau Vaughan (2003) -- 10-6  
**A SUN DEVIL PITCHER HIT THREE BATTERS IN A GAME:** Erik Averill (4), March 29, 2003 at USC (Dedeaux Field)

### Fielding Categories:

**THE SUN DEVILS HAD NO ERRORS IN A GAME:** Mar. 7 vs. #18 East Carolina (7-5 win at Packard Stadium) - 6 times in 2004.  
**THE SUN DEVILS COMMITTED FIVE ERRORS IN A GAME:** April 17, 2001 at New Mexico State (19-16 loss)  
**A SUN DEVIL COMMITTED THREE OR MORE ERRORS IN A GAME:** Joel Bocchi, Mar. 29, 2002 vs. Washington (3)  
**A SUN DEVIL HAD 15 OR MORE PUTOUTS IN A GAME:** Tuffy Gosewisch (16), Feb. 8, 2005 vs. Florida State  
**A SUN DEVIL HAD 20 OR MORE PUTOUTS IN A GAME:** Jeff Phelps (21), March 6, 1999, vs. Stanford  
**A SUN DEVIL HAD EIGHT OR MORE ASSISTS IN A GAME:** Dennis Wyrick (SS), Feb. 6, 2000, vs. Florida State  
**THE SUN DEVILS TURNED FIVE DOUBLE PLAYS IN A GAME:** May 7, 1999, vs. Washington (Husky Ballpark)

### Scoring and Misc. Categories:

**THE SUN DEVILS RECORDED 20 OR MORE HITS:** 21, Feb. 27, 2004 vs. UConn (18-2 win at Packard Stadium)  
**THE SUN DEVILS RECORDED 20 HITS IN BACK-TO-BACK GAMES:** WSU/UCLA, April 17, 25, 2003 (21 and 21)  
**THE SUN DEVILS SCORED 20 OR MORE RUNS:** 25, April 27, 2003 vs. Washington State (25-0 win at Packard Stadium)  
**THE SUN DEVILS SCORED 30 OR MORE RUNS:** 32, March 4, 2000, vs. Arizona (Packard Stadium)  
**THE SUN DEVILS SCORED 10 OR MORE RUNS IN AN INNING:** (12 - 9th) New Mexico State, May 31, 2003 (15-0 win)  
**THE SUN DEVILS LEFT 15 OR MORE RUNNERS ON BASE:** Florida State (15) -- 12-6 win at Packard Stadium.  
**ASU SWEEP A THREE-GAME PAC-10 SERIES:** Arizona; May 23-25, 2003 (5-2, 16-0, 15-2)  
**ASU WAS SWEEP IN A PAC-10 SERIES:** at UCLA, April 16-18, 1999 (11-10 L, 9-3 L, 8-6 L)  
**ASU WAS SWEEP IN A PAC-10 SERIES AT HOME:** vs. USC, March 27-29, 1997 at Packard Stadium (12-7 L, 15-4 L, 11-7 L)  
**THE SUN DEVILS PLAYED BACK-TO-BACK EXTRA-INNING GAMES:** March 22-23 vs. Stanford at Packard Stadium

